

Appliances & Accessories Awnings

Bath & Related Items Decals & Graphics

Decor Doors & Drawers Electrical

Exterior Doors Exterior Exterior Trim

Frames & Related Items Interior Doors

Interior Fascia Lifter System

Plumbing - Drain Lines Plumbing - Fresh Lines

Preparation Windows



ILLUSTRATED PARTS CATALOG

Appliances & Accessories

0193005



ADAPTER,DUCT HEAT 2" FURNACE

0050455



ADAPTER,SWIVEL TRAY 1-1/4SPX1-1/2T CSA(3214)

0162919



ADAPTOR,RADIO 2-WAY CONN-
ECTOR WITH DIODE (SEND TECH
BULLETIN 01-159)

0153016



ANTENNA,WIRE RADIO/SLIDEOUT
ENTERTAINMENT CENTER 8309819

0156288



BAR,TRAVEL SLIDEOUT 26" ADJUST-
ABLE (27"-29-1/2")

0221093



BASE,TV MOUNTING BRACKET
POD 3.25X2.25 WITH COVER BLACK
PLASTIC

0221092



BASE,TV MTG BRKT POD 3.25X +

0016174



BLADE,FAN 6-BLADE 6X1/8 SHAFT
FOR SM 12V MOTOR VENTLINE (2100)
VA163

0092015



BRACE,OUTSIDE STOVE 23"

0245508



BRACKET,FASTENER STOVETOP
METAL BLACK SUBURBAN 2939ABK
STOVE

0012264



BRACKET,FIRE EXTINGUISHER 210P
POCKET BROWN (LARGE)

0012263



BRACKET,FIRE EXTINGUISHER WALL
STRAP BLACK RC205V

Appliances & Accessories

0216519



BRACKET,LADDER CABOVER 3.5X1X1
STEEL BLACK

0192560



BRACKET,TV SINGLE SWING ARM
NO LONGER AVAILABLE

0216720



BRACKET,TV WHITE 4.75X5.5X.63
MALE AND FEMALE STEEL

0012269



BUSHING,UNIVERSAL SNAP 1"
BLACK (SET=10)

0193231



CABLE,ADPTR CEC75 TO INDV RCA+

0084072



CABLE,ASSY ROOF GREY VINYL 49

0201282



0201 282

CABLE,CAMERA SIDE 15' WITH
ROUND END

0192765

0192765



CABLE,MONITOR BACKUP SYSTEM
75' WITH ROUND MONITOR END

0191767



CABLE,Y 90? MALE 3.5MM STEREO TO
DUAL FEMALE RCA

0213872

0213872




CAMERA,BACKUP 1.5 COLOR NOTE:
WILL BE A SUBSTITUTE

0151699



CONNECTOR,COAX RG/6 CRIMP ON

0211810



CONNECTOR,FEMALE FLANGE
SPADE INSULATED 18-22 GAUGE RED

Appliances & Accessories

0213871

0213871



CONTROL,3 CAMERA AUTO SWITCH
 NO LONGER AVAILABLE **CAN
 USE 0243079*** WITH ASA STYLE
 CONNECTION

0205085



CONTROL,RADIO FREQUENCY
 KEYLESS ENTRY FULL FEATURE 2
 BUTTON W/O CARGO TRANSMITTER

0197328



0197328

DECAL,BRACKET TV LOCATION
 3.33X4.00

0068915



DETECTOR,SMOKE 9V CSA (WAS
 ALSO USA UNTIL 2002) ***NO LONGER
 AVAILABLE WHEN STOCK IS
 DEPLETED.***

0194348

0194348



CONTROL,AMPLIFIER COMPONENTS
 AUDIO/VIDEO DISTRIBUTION

0226027



0226027

CONTROL,SPLITTER HDMI AMPL
 1IN/4OUT

0157786



0157786

DETECTOR,CARBON MONOXIDE
 80-8201

0160221



0160221

DETECTOR,SMOKE 9V USA ***PER
 SUPPLIER, NO LONGER AVAILABLE***

0201068

0201068



CONTROL,KEYLESS ENTRY (RADIO
 FREQUENCY) 2-CARGO TRANSMIT-
 TERS

0242638



0242638

COOKTOP,INDUCTION 2 ELEMENT
 BLACK S2F3

0151983



0151983

DETECTOR,CARBON MONOXIDE
 BATTERY OPERATED 9L-I (ROUND)

0196497



0196497

DETECTOR,SMOKE ALARM CSA
 HINGE COVER

Appliances & Accessories

0196496



DETECTOR,SMOKE ALARM USA HINGE COVER

0088515



DOOR,VENT SIDE PLASTIC RADIUS FILON WHITE (LATCH=0088001)

0204995



0204995

EXCHANGER,HEAT BLOWER COZY III

0161686



FLASHLIGHT,RECHARGEABLE ***NO LONGER AVAILABLE*** **REPLACED BY 0179830***

0206042

0206042



DIVERTER,AC POLAR WHITE

0026378



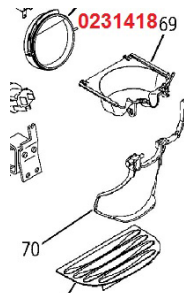
EQUALIZER,2-1/2" KELSEY HAYES

0161862



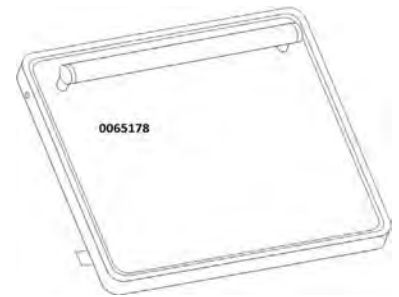
EXTINGUISHER,FIRE 10BC WITH ***USE 0089336*** BRACKET

0231418



FUNNEL,DISPENSER ICE REFR PLASTIC CLEAR GE GSCS3PGXGFSS

0065178



DOOR,OVEN BLK MTL WEDGE-WOOD FOR R2140 RANGE

0026382




EQUALIZER,4" DEXTER 013-010-00

0189316



FAN,EXHAUST 12V WITH MANUAL LIFT 400 CFM NORTHERN BREEZE USA/CSA WHITE DOME

0227754



GRILL,AC AIR RETURN DUCT REMOVABLE 14.13X7.75 DOMETIC

Appliances & Accessories

0013458



GRILL,SPEAKER WHITE 5-1/4" ROUND

0152768



HARDWARE,KIT TV ANTENNA WHITE

0216130




HARNESS,CAMERA WITH ASA 15' CONNECTOR

0201319



HINGE,PIANO 1X15X.050 ALUMINUM OFFSET

0012224



HOLDER,CLOSET ROD ROUND CHROME

0166213



HOLDER,PAPER TOWEL WHITE PLASTIC

0209842



HOLDER,REMOTE CONTROL BLACK 2.25X5.66X.5 ABS

0217921



HOLDER,REMOTE CONTROL BLACK ABS 3.25X6X.88

0200339



HOSE,VACUUM CENTRAL EXPANDABLE WITH CLEANING KIT FOR DIRT DEVIL CV950 BLACK

0191593



INVERTER,1800 WATT PUR SINE WAVE

0500410



KNOB,BURNER VALVE #9 (FOR OUTSIDE GAS GRILL 0161847)

0230915



LIGHT,CEILING LED RECESSED 3 DIAMETER 3100K WITH LENS AND SPRING CLIPS STYLE: 04-110WW

Appliances & Accessories

0202522



PANEL,CONTROL MOTORIZED TV ANTENNA BLACK MFG#MACP4B

0221887



PANEL,MON 3TK W/LP & WTR PMP +

0221888



PANEL,MON 3TK W/O LP SW W/ WTR+

0207405



PANEL,MONITOR 3 TANK WITH WATER HEATER/LP/WATER PUMP SWITCH BLACK

0178156



PANEL,MONITOR 3-TANK GENERIC WALL MOUNT WHITE FOR USE WITH DSI WATER HEATER

0178157



PANEL,MONITOR 4-TANK GENERIC WALL MOUNT WHITE FOR USE WITH DSI WATER HEATER

0205358



PANEL,SOLAR 8.75X10.5 5-WATT GLASS

0208761



PANEL,SW AQUA-HOT 3 SW DSL +

0212122



PANEL,SWITCH AQUA-HOT 2 SWITCH LP BURNER/ELECTRIC ELEMENT WITH INDICATOR

0208416



PIN,SWIVEL .19X3.5 SASH LOCK NICKEL WITH CHAIN

0213766



PIPE,CHRM EXH TIP F/AQUA HOT

0166484



PLATE,3 RCA/1 COAX CONNECTOR BLACK

Appliances & Accessories

0156764



PLATE,COAX OUTSIDE ROUND WHITE W/BOOT (THIS IS THE OUTSIDE CABLE JACK) (#0500312=BOOT)

0710241



PLATE,COAX ROUND BLACK OUTSIDE WITH BOOT STARCRAFT 34232998

0209037



PLATE,COVER FURNACE 79-SERIES SIDE DISCHARGE ONLY

0216957



PLATE,WALL SATELLITE IN-MOTION ON/OFF DARK BROWN WINEGARD MISSION

0153635



PLATE,WALL SINGLE TELEPHONE WHITE TRADITIONAL STYLE

0052823



PUMP,WATER 12V AUTOMATC DEMAND ***REPLACED BY 0214194*** 45 PSI SHURFLO #2088-403-444

0057931



PURIFIER,WATER COLD WATER KIT WITH FILTER

0048132



PURIFIER,WATER WITH FILTER ***NO LONGER AVAILABLE*** 9252-15 WAS 9252-13 AND BEFORE-02

0065230



RACK,BIKE J-BRACKET

0180515



RANGE,3 BURNER 21" OVEN HI-OUTPUT WITH PIEZO BUZZER VISION BLACK, BLACK TOP, BLACK OVEN, BLACK KNOB POSITIVE LOCK

0023872



REDUCER,STEEL W/JAM NUT 1/2"

0227387



REFRIGERATOR,GE 22.7 CU FT +

Appliances & Accessories

0155979



REGISTER,A/C ROUND 7" BRIGHT WHITE WITHOUT EXTENSION

0065467



REGISTER,A/C ROUND 7" WHITE
REPLACED BY 0169108 AIR PORT

0187760



REGISTER,AC ROUND 6.5 SPACEPORT ADJUSTABLE WITH 2"-EXTENSION WHITE

0156617



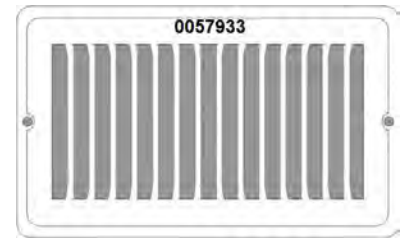
REGISTER,AIR CONDITONER ROUND 7" BRIGHT WHITE WITH 1.75" EXTENSION

0204924



REGISTER,FACE PLATE BROWN 2X10 METAL NON-CLOSING

0057933



REGISTER,FACE PLATE BROWN 4X8 (NON-CLOSING) F259RB

0164196



REGISTER,FACE PLATE TAN 2-1/4X 10 NON-CLOSING PLASTIC

0159128



REGISTER,FACE PLATE WHITE 2X10 NON-CLOSING ***NO LONGER AVAILABLE***

0057932



REGISTER,FACE PLATE WHITE 4X8 (NON-CLOSING) F259RW 48/CARTON

0216880



REGISTER,FP BLACK 2.25X10 NON-CLOSING PLASTIC

0057934



REGISTER,LOUVERED BROWN 4X8 WITH SHUT-OFF 259RB (24/CARTON)
SUPPLIER IS OUT OF BUSINESS-NLA

0210036



REGISTER,LVR 6.00X4.00 WHT

Appliances & Accessories

0228305



0228305

REMOTE, DISHWASHER FISCHER
PAYKEL 22.50 SINGLE DRAWER LOCK-
ING MFR#DD24S17

0227308

0227308




RING, TURNTABLE ROTATING MI-
CROWAVE PLASTIC TRIANGULAR
WITH WHEELS WHIRLPOOL

0220937



SAFE, 8X8.5X6.5 BLACK STEEL WITH
KEY LOCK

0230359



SCREW, HANDLE DOOR REFRIGERA-
TOR WHIRLPOOL GOLD WITH GOLD
WASHER

0230218




SCREW, HANDLE DOOR REFRIGERA-
TOR WHIRLPOOL SILVER

0201343



SENSOR, ZONE DOMETIC ROOM
TEMPERATURE WITH WHITE COVER

0065180



0065180

SHELF, FREEZER NORCOLD 617106-22
REPLACED BY 0085767 (BRIGHT
FINISH)

0091927



0091927

SHIELD, REFER 12X19

0091937



0091937

SHIELD, REFER 2X19-3/8

0091935



0091935

SHIELD, REFER 4X19

0163884



0163884

SPEAKER, RADIO 5" DUAL CONE
CHEVY WHITE WITH GRILL

0013459




0013459

SPEAKER, RADIO 5-1/4 DUAL CONE
NO LONGER AVAILABLE 5210
DM/4 WITHOUT GRILL (GRILL
#0013458 WHITE)

Appliances & Accessories

0200592



SPEAKER,RECTANGULAR 7.50X10.12 WITH 5" WOOFER .5" TWEETER AND WHITE GRILL 4 OHM 50 WATT LS50PL

0194349



SPEAKER,ROUND 5.25" 3-WAY WITH WHITE GRILL 4 OHM 50 WATT LS525W

0220172



SPEAKER,ROUND 5.5 2-WAY WITH WHITE GRILL WATERPROOF 4-OHM 50-W 3.5 THICK

0194539



SPEAKER,ROUND 6.50" 2-WAY WITH BLACK GRILL WATERPROOF 4 OHM 50 WATT WR65B

0248140



SPEAKER,SUBWOOFER ACOUSTI-MASS BOSE CM1SR BASS MODULE (TSR# REQUIRED FOR ORDER)

0203047



SPEAKER,TEARDROP 4.37X6.5X2.18 WHITE WATERPROOF 4 OHM 25-WATT

0187569



STEREO,WALL MOUNT AM/FM WITH ***NO LONGER AVAILABLE*** **CAN USE 0192549*** CD PLAYER VERTICAL SLOTTED

0192549



STEREO,WALL MOUNT AM/FM/CD VERTICAL CD SLOT NO REMOTE CONTROL AVAILABLE

0218430



STEREO,WALL MOUNT AM/FM/DVD PLAYER HORIZONTAL CD SLOT HDMI JENSEN AWM975

0200702



STOVE,GAS 3 BURNER BLACK AMANA ALZ8580ADB STOVE TOP ***NO LONGER AVAILABLE***

0090792



STRAP,BIKE RACK 17 1991

0223481



STRIKE,DOOR WITH LATCH STAINLESS STEEL

Appliances & Accessories

0209257



0209257

SYSTEM,SOUND SURROUND SAM-
SUNG ***NO LONGER AVAILABLE***
HTC550 UPSCALING/IPOD/ANYNET

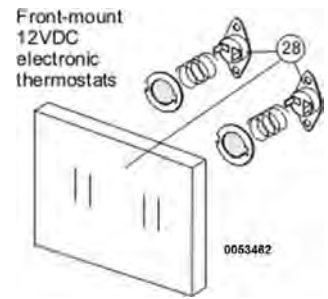
0165571



0165571

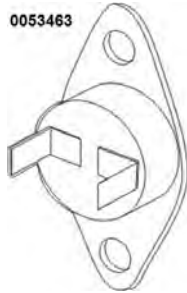
TEE,HTDCT CONN 4X2X4 3-WAY +

0053462



THERMOSTAT,ATWOOD 91447
140DEG AND ECO KIT

0053463



0053463

THERMOSTAT,ATWOOD 91470 12VDC
120DEG

0085824



0085824

THERMOSTAT,ATWOOD ELECTRON-
IC ADJUSTABLE 93105

0182033



0182033

THERMOSTAT,DIGITAL HEAT/COOL
WHITE

0051275



THERMOSTAT,FAN ATTIC WHITE
HONEYWELL 12V ANALOG #9988-81
FOR FANTASTIC FAN

0087214



0087214

THERMOSTAT,HYDROFLAME WHITE
38453

0181555



0181555

THERMOSTAT,MECHANICAL COOL
WHITE ONLY COLEMAN (ANALOG
THERMOSTAT)

0083729



0083729

THERMOSTAT,MECHANICAL HEAT/
COOL COLEMAN (DIGITAL THERMO-
STAT- MODEL 7330D3351 IS

0241980



0241980

THERMOSTAT,ZONE RVP HEAT/AC/
HEAT PUMP DIGITAL BLACK 9330-
3341

0201335



0201335

THERMOSTATE,ZONE RVP HEAT &
AC DIGITAL WHITE

Appliances & Accessories

0201069



0201069

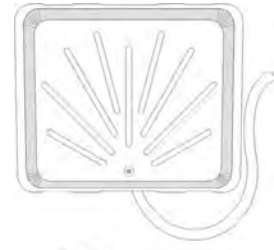
TRANSMITTER,RADIO FREQUENCY
WALL MOUNT FOR KEYLESS ENTRY

0083449




TRAY,ICE BOX 35# SMALL BEIGE
"WRICO"

0072747



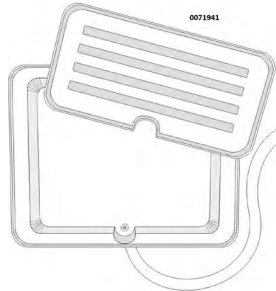
TRAY,ICE BOX 35# SMALL BEIGE
WITHOUT "WRICO"

0087896



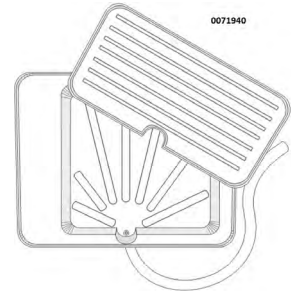
TRAY,ICE BOX 35LB GRAY "WRICO"

0071941



TRAY,ICE BOX 75# LARGE BEIGE
WRICO

0071940



TRAY,ICE BOX 75# SMALL BEIGE
WITHOUT "WRICO"

0202074



TUNER,SIRIUS WITHOUT ANTENNA

0161470



TURNTABLE,TV 12" ROUND

0209254

0209254



TV,26" SAMSUNG LCD WITH RE-
MOTE ***NO LONGER AVAILABLE***
LN26C450

0209255

0209255



TV,32" SAMSUNG LCD W/RMT +

0209256

0209256



TV,40" SAMSUNG LCD 1080P W/ +
NO LONGER AVAILABLE

0222837

0222837



VALVE,INLET UNIVERSAL BLACK
DIRT DEVIL CENTRAL VACCUUM
SYSTEM

Appliances & Accessories

0089107



VENT,FURNACE KIT HYDROFLAME
REPLACED BY 0087929 TYPE B
EXHAUST TUBE 10 LENGTH EXTEN-
SION BOX 8 LENGTH

0089106



VENT,FURNACE KIT HYDROFLAME
TYPE A EXHAUST TUBE 6.5 LENGTH
EXTENSION BOX 4.5 LENGTH

0081348



VENT,GRILL COLD AIR 14X8 BROWN

0012788



VENT,HEAT 2" ROUND ROTAIRE
EK3820GS

0153471



VENT,HEAT 2" ROUND ROTAIRE
WHITE 3820WH

0012789



VENT,HEAT 4" ROUND ROTAIRE
EK3840GS

0012790



VENT,HEAT 4" ROUND ROTAIRE W/
SHUT OFF EK3840RGS

0153470



VENT,HEAT 4" ROUND ROTAIRE
WHITE 3840WH

0215174




VENT,HEAT 4" ROUND ROTATING
WHITE CEILING

0215173



VENT,HT 2" RND ROT WHT CLG

0063723



VENT,RANGE HOOD OUTSIDE NEW
WHITE


0083673



VENT,RANGE HOOD OUTSIDE NW
.**NO LONGER AVAILABLE** 1-1/4
WALL

Appliances & Accessories

0056978



VENT,RANGE HOOD OUTSIDE NW
W/DAMPER V2111-18

0210668



VENT,RANGEHOOD OUTSIDE BLACK
ABS HAS DAMPER AND COVER 1.75
FLANGE

0160875



VENT,RANGEHOOD OUTSIDE
NW ***NO LONGER AVAILABLE***
10.75X4X1.5

0210838



VENT,RANGEHOOD OUTSIDE WITH
DAMPER AND COVER

0212845



VENT,RANGEHOOD OUTSIDE/DAMP-
ER AND COVER .75 FLANGE ABS
BLACK

0135846



VENT,REFER 6-1/4X19-7/8 W/2310
USE 0152082

0710457



VENT,REFER DOMETIC 10-3/4 X 20-3/4
3109492.003

0185960



WASHER,DRYER COMBO WITH VENT
SPLENDIDE 2100

0175064



WASHER,STAR #8 WITH EXTERNAL
AND INTERNAL LOCKING T (SET OF
100)

Awnings Canopies & Screen Rooms


0212358

0212358



ANEMOMETER,AWNING ELITE GIRARD PLASTIC CUPS & NYLON NUT (WIND SENSOR FOR GIRARD)

0227509



ANEMOMETER,AWNING NOVA GIRARD THREE ROTATING PLASTIC CUPS

0157849



ASSEMBLY,HANDLE CAREFREE ***NO LONGER AVAILABLE*** **REPLACED BY 0157845*** R00533

0201541



BRACKET,AWNING MOUNTING ROOF .19 ALUMINUM BLACK POWDER COAT

0157734



BRACKET,BOTTOM CAREFREE CENTER RAFTER W/SCREWS R00711 WHT

0157775



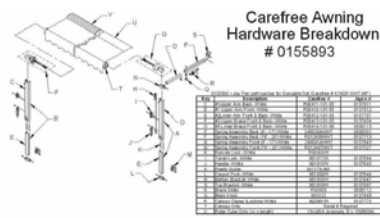
CLAMP,CANOPY 902801W CAREFREE (PAIR)

0155922




HARDWARE,CAREFREE AWNING LIGHT WEIGHT

0155893



HARDWARE,CAREFREE AWNING NW ***REPLACED BY 0155922*** W/SHIM (FLUSH W/UNIT,SURFACE MOUNT) FIESTA SERIES

0224124



KIT,SWITCH AWNING LCI WHITE (INCLUDES: WIRE HARNESS & SWITCH)

0242319



SPACER,AWNING ELEC 1.38X2X.5 BLACK WITH .25 SLOT

0156258



SPACER,CAREFREE #M000020 1/2X3-1/2X3-1/2 (PLASTIC)

0185829



SPOUT,GUTTER RAIN RIGHT/LEFT HAND SET BLACK 2-1/4X2X1-1/4


Awnings Canopies & Screen Rooms

0051559



SPRING,WINEGARD 5160800 ***NO LONGER AVAILABLE***

0081342



TRIM,AWNING RAIL NW W/INSERT 1X1.69X20' GUTTER

0220812



SWITCH,POWER DOMETIC 9110 AWNING SWITCH AND BEZEL NOT SOLD SEPERATE

0013711



TRIM,CANOPY MOLD 1" SEWING LIP

0206517



SWITCH,SINGLE ASSEMBLY AW- NING BLACK 4-WIRE/4-PRONGE/40- AMP WITH BLACK BEZEL (PLATE,SWITCH,PIGTAIL) (5 WIRE/

Axles and Brakes

0500530



BEARING,INNER 10" AL-KO KOBER
363192

0015514



BEARING,INNER 10" NEW STYLE
KELSEY HAYES L68149

0015506



BEARING,INNER 12" BRAKES #25580

0015524



BEARING,OUTER 1.69 10" DEXTER
AND KELSEY HAYES BRAKES FOLD
DOWN LM44649(FD 1.063 BEARING)

0500531



BEARING,OUTER 10" AL-KO KOBER
363180

0049385



BEARING,OUTER 12" #15123 HAYES
093709

0053868



BEARING,OUTER 12" 14125A

0085751



BEARING,OUTER 12-1/4" DEXTER
NO LONGER AVAILABLE
DEALER CAN GET LOCAL 02475

0017096



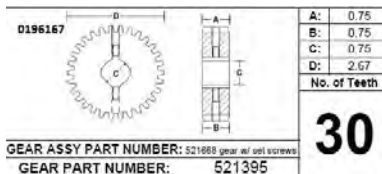
BOLT,LUG FD DEXTER 007-040-00 .50"
(SET=5)

0011961



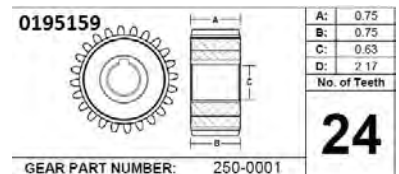
CLIP,BRAKE LINE U-SHAPED

0196167



GEAR,SPUR

0195159



GEAR,SPUR 2"

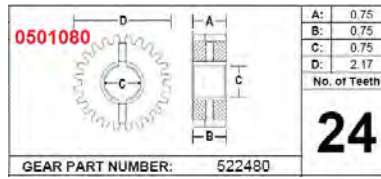
Axles and Brakes

0502605



GEAR,SPUR 21 TOOTH POWERGEAR

0501080



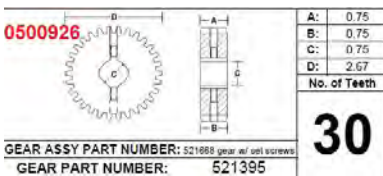
GEAR,SPUR ECONO 2" 522480

0157610



GEAR,SPUR PM HEAT TREATED 24 TOOTH 510104

0500926



GEAR,SPUR WITH KEYWAY POWER GEAR 521668

0150228



HOSE,HYDRAULIC BRAKE 18" 90 DEG SWIVEL FEMALE (FOR QWEST FD)

0015528



KIT,BRAKE SHOE 10" DEXTER 071-047-00 (1-BRAKE)

0015534




KIT,BRAKE SHOE 7" ELECTRIC ***NO LONGER AVAILABLE*** DEXTER 71-45

0015533



MAGNET,BRAKE 7" DEXTER 71-56 ***NO LONGER AVAILABLE*** **DEALER CAN GET LOCAL***

0015529



MAGNET,BRAKE 10" 71-104 DEXTER

0085760



MAGNET,BRAKE 10" DEXTER OVAL K71-177-00

0085761



MAGNET,BRAKE 12-1/4 DEXTER ***NO LONGER AVAILABLE*** **DEALER CAN GET LOCAL*** K71-375-00

0053867



RACE,BEARING OUTER 12" 14276 FOR 14125A BEARING DEXTER

Axles and Brakes

0053365



RACE,INNER BEARING 10" L68111
HAYES & NEW DEXTER

0015511



RACE,OUTER BEARING 12" BRAKES
KELSEY HAYES K15245 FOR 15123
BEARING

0015510



RACE,OUTER BEARING 12" LM67010
KH FOR LM67048 INNER BEARING

0085762



RACE,OUTER BEARING 12-1/4" ***NO
LONGER AVAILABLE*** **DEALER
CAN GET LOCAL*** DEXTER 031-
028-01

0053371



SCREW,ADJUSTING FOR 7" ATWOOD
HYRDAULIC BRAKE (USED ON HYD
BRAKE ASSEMBLIES MANUFAC-
TURED BEFORE APRIL 1996)

0017252



SEAL,GREASE 1" FOLD DOWN 10-03
NO LONGER AVAILABLE (SET=2)

0020133



SEAL,GREASE 1.5X1.98X.19 DEXTER
010-009-00 (SET=2)

0015525



SEAL,GREASE 10" DEXTER 10-4
(SET=2)

0015508



SEAL,GREASE 12" BRAKES KELSEY
HAYES 09103304 (091001)

0085766



SEAL,GREASE 2-1/4" DEXTER 010-
063-00

0053865



SEAL,GREASE 2-1/8X3-3/8X5/16 DEX-
TER 010-001-00 (SET=2)

0500529



SEAL,GREASE AL-KO KOBER 363193
(SET=2)

Bath & Related Items

0017815



ADAPTER,VACUUM BREAKER BLACK PLASTIC FOR SHOWER HOSE 20-3115

0017726



AERATOR,KITCHEN SINK FAUCET
NO LONGER AVAILABLE PL1148 & PL1038 (301&302)

0204991



BAR,SHOWER WALL WITH SPRAYER SATIN NICKEL STYLE: 35-SK1253-12

0175841



BAR,TOWEL 18" BRUSHED NICKEL ROUND

0084118



BAR,TOWEL 18" CHROME ONLY

0063111



BAR,TOWEL 18" CHROME/BRASS 1992

0201950




BAR,TOWEL 18" CHROME/BRUSHED NICKEL

0199534



BAR,TOWEL 18" SATIN NICKEL SQUARE

0214935



BAR,TOWEL 18" WETHERED COPPER A6062

0183540



BAR,TOWEL ANTIQUE BRASS 18"
HOLDERS & OTHER HARDWARE SOLD SEPARATELY

0081222



BAR,TOWEL BAR ONLY GOLD B107P-PB

0064311




BAR,TOWEL CHROME W/CHROME HOLDER

Bath & Related Items

0165020

0165020



BAR,TOWEL POLISHED BRASS 18"

0049317



BASKET,SINK BLACK PLASTIC FOR FD SINK DRAIN (SCREW IN)

0082052



BRACKET,FAUCET HANDLE RETAINER

0157432



BRACKET,HINGE TOP DOOR SHOWER PIVOT BRASS 722902 *****NO LONGER AVAILABLE***

0053757



BASE,HANDLE 441 BRASS PHEONIX #44-9PB1

0049315



BASKET,SINK STAINLESS STEEL

0157433



BRACKET,HINGE BOTTOM DOOR SHOWER PIVOT BRASS 723002 ***NO LONGER AVAILABLE***

0157269



BRACKET,HINGE TOP DOOR SHOWER PIVOT CHROME 722901

0088004



BASE,HANDLE 441 CHROME PHEONIX #44-9C1

0089334



BRACKET,CORNER 3/16 HOLE ANTIQUE ENGLISH L-SHAPED (SET=10)

0157282



BRACKET,HINGE BOTTOM DOOR SHOWER PIVOT CHROME 723001

0175839



BRACKET,TISSUE/TOWEL BAR BRUSHED NICKEL ROUND WITH EXPOSED SCREWS

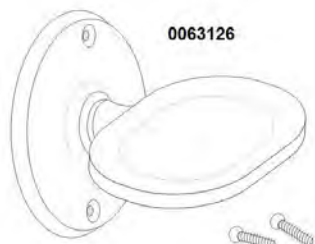
Bath & Related Items

0056124



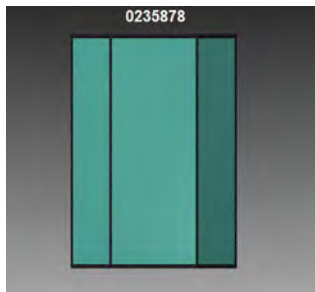
DISH,SOAP BRASS GM SD-259B ***NO LONGER AVAILABLE*** **CAN USE 0165439***

0063126



DISH,SOAP CHROME/BRASS ***NO LONGER AVAILABLE*** 1992

0235878



DOOR,SHOWER NEO ANGLE 15X24X15 64" HIGH OIL RUBBED BRONZE LEFT HAND HAMMER-GLASS

0184029



DRAIN,SINK 3.5 BISQUE CLAD BODY HAS GASKET/LOCKNUT/ BASKET(NOTE IF YOU NEED DRAIN WITH PLASTIC BOTTOM/STAINLESS

0054804



DISH,SOAP BRASS SD-9406B ***NO LONGER AVAILABLE*** **CAN USE 0165439*** 1990/1

0221771



DISPENSER,SOAP CLEAR PLASTIC BLACK LID PUMP 8-OUNCES

0181437



DRAIN,SINK 1.5 CHROME WITH STOP (STOP NOT SOLD SEPERATE)

0012886



DRAIN,TUB 2-1/2 METAL BODY W/ WASHER & #0025649 RUBBER STOPPER (LESS LOCK NUT 19546) 33-2010

0175845



DISH,SOAP BRUSHED NICKEL

0245912



DISPENSER,SOAP KIT WITH BRACKETS

0012876



DRAIN,SINK 2-1/2 METAL BODY WITH LOCK NUT, WASHER, AND 4-PRONG BASKET

0150204



FAUCET,4 CENTER 6 SPOUT ***NO LONGER AVAILABLE*** **CAN USE 0155010 FAUCET WITH 0156069 HEAD AND 0155009 HOSE***

Bath & Related Items

0048123



FAUCET,8 CENTER CELCON D/S
 NO LONGER AVAILABLE **CAN
 USE 0054420*** 75706 P 5043 PHOENIX

0081939



FAUCET,8 CENTER LEDGE BRASS
 STEM & BONNET

0162535



FAUCET,8 CENTER LEDGE STEM AND
 BONNET WHITE

0054420



FAUCET,8 CENTER SET W/SWING
 LUCITE HOLES-PLSTC EMPIRE 1990
 YJ800-F 20-2102 ***NO LONGER
 AVAILABLE ONCE STOCK

0084151



FAUCET,8 SINGLE LEVER NO SPRAY

0059819



FAUCET,8 SINGLE LEVER W/SPRAY
 MOEN

0045642



FAUCET,8 SINGLE NON-METALLIC
 NO LONGER AVAILABLE **CAN
 USE 0059819*** W/SPRAY PL114-8

0064962



FAUCET,HAND PUMP #D53700 COLO-
 NIAL WHITE ROTATING SPOUT

0058751



FAUCET,KITCHEN 3/8 BARBX3/8
 BARB 323 ***NO LONGER AVAILABLE
 WHEN STOCK IS DEPLETED.***

0162534




FAUCET,KITCHEN 4" CENTER WITH
 6" SPOUT WHITE (SPOUT ONLY
 0501168)

0025673



FAUCET,KITCHEN SINK 4 CENTER
 W/SWING SPOUT,LUCITE HAN-
 DLES,P439-15 STREAMWAY ***NO
 LONGER AVAILABLE***

0069928



FAUCET,LAV 4 BRASS MOEN 45944
 NO LONGER AVAILABLE (25TH
 ANNY UNIT) SINGLE LEVER

Bath & Related Items

0063251



FAUCET,LAV 4 CHROME/BRASS P4002
NO LONGER AVAILABLE

0054421



FAUCET,LAV 4 CTR LUCITE HOLES
NO LONGER AVAILABLE

0054419



FAUCET,LAV 4 CTR W/DIVERTER
NO LONGER AVAILABLE LUCITE
HOLES PLASTIC 1990 20-2109 YJ-73VB
EMPIRE

0081940



FAUCET,LAV 4 PARCHMENT BRASS
NO LONGER AVAILABLE **CAN
USE 0151134** STEM & BONNET

0057166



FAUCET,LAV 4 POLISHED BRASS
NO LONGER AVAILABLE EM-
PIRE 1991

0063247




FAUCET,LAV/SHOWER 4 CHROME/
BRASS

0166079



FAUCET,LAVATORY 4 BRASS WITH
BRASS KNOB HANDLES

0176436



FAUCET,LAVATORY 4 BRUSHED NICK-
EL SINGLE LEVER

0166078




FAUCET,LAVATORY 4 WHITE WITH
CLEAR KNOB HANDLES

0162536



FAUCET,LAVATORY/SHOWER 4
WHITE SMOKE-KNOB HANDLES

0216268



FAUCET,LAVATORY/SHOWER 4" BIS-
CUIT NON METAL DIVERTER

0151132



FAUCET,LAVATORY/SHOWER
CHROME CLEAR KNOB HANDLES (4"
CENTER) *** NO LONGER AVAILABLE

Bath & Related Items

0502223



0502223
 FAUCET, MIXER SHOWER OUTSIDE
 USE 0234655 NEW WHITE
 (KNOBS MAY BE SMOKE OR
 CLEAR-BACKER PLATES AND

0151133



0151133
 FAUCET, SHOWER 4 CTR CHROME 2"
 SHANK CLEAR KNOBS

0081941



0081941
 FAUCET, SHOWER 4" DIVERTER ***NO
 LONGER AVAILABLE*** **CAN USE
 0085082*** PARCHEMENT 2" SHANK
 CLEAR

0053611



0053611
 FAUCET, SHOWER OUTSIDE FOLD
 NO LONGER AVAILABLE DOWN
 COLONIAL WHITE

0084155



0084155
 FAUCET, SHOWER 4 CHROME ***RE-
 PLACED BY 0151133*** P402-441 2"
 SHANK LEVER HANDLES

0153458



0153458
 FAUCET, SHOWER 4" CHROME 1-1/2"
 SHANK CLEAR KNOBS

0162687



0162687
 FAUCET, SHOWER 4" WHITE MEDIUM
 SHANK 1-1/2"

0167548



0167548
 FAUCET, SHOWER/TUB 4 BRASS WITH
 1-1/2" SHANK AND BRASS KNOBS

0063248



0063248
 FAUCET, SHOWER 4 CHROME/BRASS
 P402

0156572



0156572
 FAUCET, SHOWER 4" CHROME BRASS
 MEDIUM SHANK 1-1/2" LONG

0155010



0155010
 FAUCET, SHOWER 4" WHITE W/TOP
 DIVERTER W/VACUUM BREAKER
 1-1/2" SHANK SMOKE KNOBS ***NO
 LONGER AVAILABLE***

0151135



0151135
 FAUCET, SHOWER/TUB 4 CENTER
 CHROME 1.5" SHANK CLEAR KNOB
 HANDLES

Bath & Related Items

0162538



FAUCET,SHOWER/TUB 4 WHITE WITH ***NO LONGER AVAILABLE***
CAN USE 0166075 2" SHANK SMOKE KNOB HANDLES

0162540



FAUCET,SHOWER/TUB 4" WHITE SHORT SHANK SMOKE-KNOB HANDLES

0084154



FAUCET,TUB/SHOWER 4 CHROME ***NO LONGER AVAILABLE***
CAN USE 0151135 1.5" SHANK CHROME LEVER HANDLES

0081936



FAUCET,TUB/SHOWER 4 PARCHMENT ***NO LONGER AVAILABLE***
CAN USE 0151131 MEDIUM SHANK (MAY SUB CHROME

0166076



FAUCET,SHOWER/TUB 4 WHITE WITH 1-1/2" SHANK AND CLEAR KNOB HANDLES

0057317



FAUCET,TUB/SHOWER 20-8006 1991 ***NO LONGER AVAILABLE***
4" POLISHED BRASS REG SHK YCWSLVBPB EMPIRE

0063249



FAUCET,TUB/SHOWER 4 CHROME/ ***NO LONGER AVAILABLE***
BRASS SHORT SHANK (1-1/2") BRASS LEVER HANDLES

0082467



FAUCET,TUB/SHOWER 4" ***NO LONGER AVAILABLE***
CAN USE 0162540 PARCHMENT (SHORT SHAFT)

0151131



FAUCET,SHOWER/TUB 4" CENTER CHROME 2" SHANK CLEAR KNOB HANDLES

0054422



FAUCET,TUB/SHOWER 4 CENTER LUCITE HOLES-PLASTIC 20-2112 YJ-51 1990 EMPIRE 2" SHANK SMOKE KNOB HANDLES

0063250



FAUCET,TUB/SHOWER 4 CHROME/ BRASS MEDIUM SHANK (2.25") (AVAILABLE IN CHROME ONLY) ***NO LONGER AVAILABLE***

0057034



FAUCET,TUB/SHOWER 4" BONE ***NO LONGER AVAILABLE***
CAN USE 0162540 DIVERTER SHORT SHANK

Bath & Related Items

0065652



GASKET,FOAM 1-1/2 ID BY 2 OD
 REPLACED BY YOUR CHOICE
 0713507 1.5X2 WHITE ***0713508
 2X2.5 WHITE***

0081914



HEAD,SHOWER CHROME-AFEEL
 NO LONGER AVAILABLE

0162542



HEAD,SHOWER WHITE AFEEL
 REPLACED BY 0205321 ***HOSE/
 HEAD/BRKT WHT VNL***

0156069



HEAD,SHOWER WHITE WITHOUT
 RING & HOLDER

0231073



HEAD,SHOWER 8.5 ALMOND 205389

0194385



HEAD,SHOWER OIL RUBBED BRONZE
 WITH HOSE/24" VERTICAL BAR/
 ADJUSTABLE HOLDER/SOAP DISH
 ***THE CURRENT ONES ARE NOT

0189447



HEAD,SHOWER WHITE THETFORD

0199536



HOLDER,END POST SATIN NICKEL
 WITH SQUARE OPENINGS

0214538



HEAD,SHOWER 8.5 ALMOND 205395

0086017



HEAD,SHOWER PW AUXILIARY
 SHWR ***NO LONGER AVAILABLE***
 CAN USE 0162542

0085081



HEAD,SHOWER WHITE W/RING
 NO LONGER AVAILABLE AND
 BRACKET KEVCO #47500

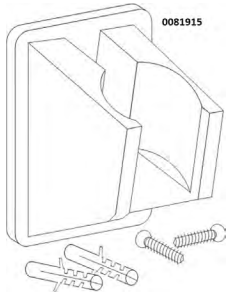
0214537



HOLDER,SH HD 01.75X02.25 ALM

Bath & Related Items

0081915



HOLDER,SHOWER HEAD CHROME

0017813



HOLDER,SHOWER HEAD POLAR WHITE STYLE

0052956



HOLDER,SHOWER HEAD SINGLE PIN
NO LONGER AVAILABLE **CAN USE 0085738 WHITE** COLONIAL WHITE

0085738



HOLDER,SHOWER HEAD SINGLE PIN WHITE

0086016



HOLDER,SHOWER HEAD SINGLE PIN WHITE FOR AUXILIARY SHOWER
PER SUPPLIER, NO LONGER AVAILABLE

0189438



HOLDER,SHOWER HEAD WHITE PLASTIC THETFORD

0049324



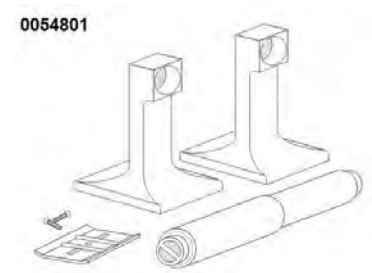
HOLDER,SHOWER HOSE PW (SET=2) (SET=2)

0168257



HOLDER,TISSUE BRASS ROLLER RECESSED

0054801



HOLDER,TISSUE BRASS TH-9408B
NO LONGER AVAILABLE

0155479



HOLDER,TISSUE CHROME BRASS ROLLER RECESSED

0153352



HOLDER,TISSUE CHROME RECESSED W/ROLLER B1863C

0063113



HOLDER,TISSUE CHROME/BRASS 1992

Bath & Related Items

0201331



0201331

HOLDER, TISSUE CHROME/BRUSHED NICKEL

0201291



0201291

HOLDER, TISSUE COPPER WEATHERED

0165442



0165442

HOLDER, TISSUE SOLID BRASS WITH END BRACKET

0214934



0214934

HOLDER, TISSUE WEATHERED COPPER A6064

0209385



0209385

HOLDER, TISSUE WEATHERED IRON SQUARE BASE STY:A6125

0064310



0064310

HOLDER, TISSUE WHITE PLASTIC ***NO LONGER AVAILABLE*** W/ CHROME PLASTIC HOLDERS

0175843



0175843

HOLDER, TOOTHBRUSH BRUSHED NICKEL

0084122



0084122

HOLDER, TOWEL & TISSUE CHROME PLASTIC

0081224



0081224

HOLDER, TOWEL & TISSUE GOLD

0183539



0183539

HOLDER, TOWEL AND TISSUE ANTIQUE BRASS

0175844



0175844

HOOK, ROBE DOUBLE WITH ROUND BASE BRUSHED NICKEL

0215250



0215250

HOOK, ROBE WEATHERED IRON SQUARE BASE STEEL A7003

Bath & Related Items

0152929



HOOK,UTILITY NICKEL 7/8

0189446



HOSE,SHOWER 59 WHITE THETFORD

0214536



HOSE,SHOWER 60" ALMOND

0193760



KIT,SHOWER HAND-HELD BRUSHED NICKEL INCLUDES:BRACKET/VOLUME CONTROL/59" STAINLESS STEEL HOSE/CLEAR HOSE GUIUDE RING

0189565



HOSE,SHOWER 59 ALMOND

0081913



HOSE,SHOWER 59" CHROME-AFEEL

0086018



HOSE,SHOWER 60" POLAR WHITE AUXILARY SHOWER *** USE 0205321 ***

0150035



KIT,SHOWER HEAD ASSEMBLY WHITE 23-2300 (INCLUDES:0049325 SHOWER HEAD, 0189438 BRACKET, AND 72" HOSE 0501191)

0085084



HOSE,SHOWER 59 WHITE CSA/USA

0084152



HOSE,SHOWER 59" PARCHMENT ***SUPPLIER IS OUT OF BUSINESS-NLA**

0155009



HOSE,SHOWER WHITE 40" EXTERIOR *** USE 0162541 ***

0085737



KIT,SHOWER W/HEAD,BRACKET AND ***NO LONGER AVAILABLE*** HOSE WHITE

Bath & Related Items

0053413



KNOB,CLEAR HOT PHOENIX FAUCET
REPLACED BY 0502170 SET

0067544



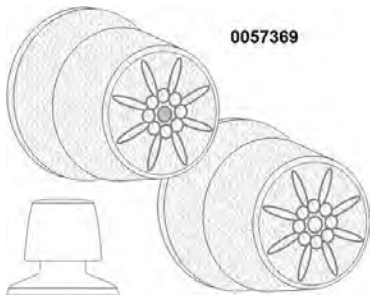
LINER,SHOWER CURTAIN WHITE JAY
TT/FW (USE TO BE CLEAR)

0011192



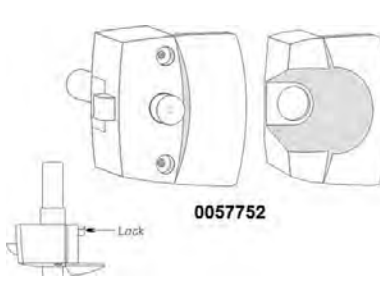
LOCK,BATH DOOR 600-28 PUSH-BUTTON
PRIVACY LATCH

0057369



LOCK,BATH DOOR DBL KNOB BRN
PLASTIC *** NO LONGER AVAILABLE

0057752




LOCK,BATH DOOR TT 600-28-1 PUSH
BUTTON PASSAGE LATCH

0183803



OUTLET,WASHER PRESSURE WATER
NEW WHITE WITH SINGLE BRASS
QUICK CONNECT (SPRAY PORT)

0220495



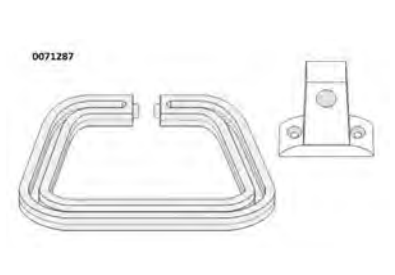
PAN,SHOWER 34X34 ALMOND CEN-
TER DRAIN .88 STYROFOAM RADIUS
WITH 9.5 SKIRT/ACCESS CUT OUT

0012233



RING,SHOWER CURTAIN METAL
(SET=25)

0071287



RING,TOWEL B120PPB (RING CLEAR
& HOLDER BRASS COLOR PLASTIC)
*** NO LONGER AVAILABLE ***

0165022



RING,TOWEL BRASS ***NO LONGER
AVAILABLE WHEN STOCK IS DEPLET-
ED***

0057626



RING,TOWEL BRASS TR-9404-B '91
NO LONGER AVAILABLE

0175842



RING,TOWEL BRUSHED NICKEL

Bath & Related Items

0084148



RING,TOWEL CHROME 7" HALF CIRCLE (PLASTIC) ***NO LONGER AVAILABLE***

0063112



RING,TOWEL CHROME/BRASS ***NO LONGER AVAILABLE*** 1992

0201290



RING,TOWEL COPPER WEATHERED ***USE 0214933***

0199535



RING,TOWEL SATIN NICKEL

0214933



RING,TOWEL WEATHERED COPPER A6063

0209386



RING,TOWEL WEATHERED IRON ***NO LONGER AVAILABLE*** ***CAN USE 0215249*** SQUARE BASE STY:A6124

0189689



RIVET,DRIVE PLASTIC .75 ALMOND (SET=25)

0011183



ROLLER,SLIDING BATH DOOR 1020

0081223



ROLLER,TOISSUE HOLDER WHITE

0045204



SHOWER ASSY,BONE COMPLETE SHH-59B (INCLUDES:SHOWER HEAD, HEAD HOLDER SUB-WHT,& 59" HOSE

0057894



SHOWER,OUTSIDE 13X7-7/8X4 POLAR WHITE

0056888



SINK,LAV 12-1/2X15-1/2 BONE ***NO LONGER AVAILABLE***


Bath & Related Items

0214413



SINK,LAVATORY 12.25X14.75 ALMOND ABS WITH TAILPIECE AND PLUG

0242934



SINK,LAVATORY 14X17 STAINLESS STEEL ABS WITHOUT TAILPIECE AND PLUG

0182100



SPOUT,SPRAYER OUTSIDE ADJUST-ABLE OUTLET QUICK-CONNECT

0011184

0011184



STOP,DOOR MTL SLIDE TRACK BATH

0017810



STOP,SHOWER CURTAIN ROLLER (SET=10)

0025650



STOPPER,LAVATORY ALMOND TT/ FW

0088041



STOPPER,LAVATORY KEVCO 44440 FOR SINK 0081664

0017795



STOPPER,SINK RUBBER BONE ***REPLACED BY 0206057, WHICH IS TAILPIECE PLUS STOPPER *** (LONG) 13-1926

0157924



STOPPER,SINK RUBBER WHITE ***NO LONGER AVAILABLE*** **CAN USE 0206057 WHITE,WHICH IS TAILPIECE PLUS STOPPER***

0017708



STRAINER,BASKET SINK PLASTIC 4 PRONG

0017709



STRAINER,BASKET SINK PLASTIC SCREW-IN

0124397



STRAP,SHOWER DOOR 9" FOR FOLD DOWN BATH/SHOWER OPTION

Bath & Related Items

0087920



STRAP,SHOWER DOOR W/SNAP FOR DOOR #0081916

0152772



STRIKE,SINK LATCH

0053487



SWITCH,THETFORD CASSETTE PORTA POTTI (USED UNDER FLUSH BUTTON & AS SENSOR SWITCH IN TANK)

0087918



TAILPIECE,CHROME WITH NUT/WASHER/STOPPER

0012813



TAILPIECE,PLASTIC FOR LAVATORY ***REPLACED BY 0206057*** SINK IVORY 1.25X5 13-1925

0088042



TAILPIECE,PLASTIC LAVATORY ***REPLACED BY 0012813*** KEVCO 44440

0049314



TAILPIECE,PLASTIC W/STOPPER, NUT, & WASHER FOR 305-PI SINK

0190032



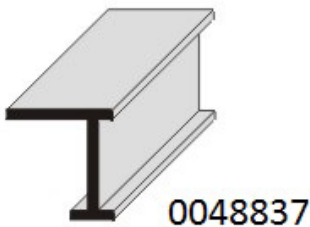
TAILPIECE,SINK 1.5 ALMOND WITH STOPPER (SHORT PLASTIC)

0206057




TAILPIECE,SINK LAVATORY 1.25 BISQUE WITH STOPPER (LONG RUBBER)

0048837




TRACK,SHOWER BATH L-BEAM MILL FINISH (USES 0017809 CARRIERS)

0122846



TRIM,TUB 23.63" COLONIAL WHITE


0667952



TRIM,TUB 39" COLONIAL WHITE

Bath & Related Items

0011433



TRIM,TUB MOLDING COLONIAL
WHITE 10' PIECE

Beds

0091926



BRACE,BED SLIDE 1-1/4X5-5/8

0160134



BRACKET,BED BOW 2X1X1-3/8 14GA GALVINIZED

0150044



BRACKET,BED BRACE 3-1/2" WITH EXTRUDED HOLE (BOLT TO HOLD BRACKET TO BED IS 0156634)

0087942



BRACKET,BED BRACE ON FRAME

0158964



BRACKET,BED NEW WHITE 14 GAUGE ZINC COATED STEEL 1105-3

0150018



BRACKET,BED ROLLER SUPPORT 2.55" 14GA STEEL ZINC PLATE ALSO STARTING IN 2001 USED FOR BED BRACE

0151874



BRACKET,BED SUPPORT L-SHAPE FRONT

0133609



BRACKET,SLIDEOUT BED BOW 1X3

0150009



CAP,END BED SLIDE NW PLASTIC

0150158



CLIP,POLE BED BRACE 3" BLACK ***NO LONGER AVAILABLE*** RUBBER

0156190



CLIP,POLE BED BRACE 7/8 SPRING STEEL

0084291



CONNECTOR,BED BOW BRACE 7/8" X 2-15/16"

Beds

0035257



CONNECTOR,BED BOW BRACE
PLASTC

0056320



CONNECTOR,BUNK LIGHT FD FE-
MALE ***NO LONGER AVAILABLE***
12V BLK (USED W/0056324)

0196429



CYLINDER,KEY SINGLE NON-MAS-
TERED WITH TWO KEYS WITH KEY
CODE ON SCALP FOR VARIATION,
KEY CODES EXIST FROM -301 TO -351

0209474



HOSE,SHOWER 72" BISCUIT

0224667



LATCH,HANDLE BED BLACK

0196341



LATCH,HANDLE BED WHITE (RUB-
BER PAD AND HDW NOT INCLUDED)

0224668

0224668



LOCK,BED 3.56X6 BLACK

0210086



LOCK,BED 3.56X6 NEW WHITE WITH
CYLINDER BAUER

0224669




PAD,RUBBER .13 BLACK BAR LATCH
BED DOOR

0500513



ROLLER,AWNING DOOR CAREFREE
901032

0013465



ROLLER,BED FD USED WITH ROD
0083813

0091915



SPACER,NYLON BLACK 1" FOR FD
BED (SET=10)

Beds

0012344




SPACER,SLIDE LARGE FERRULES FOR
FD STEEL BED SLIDE (SET=10)

0012883




SPIGOT,DRAIN 3/8 BARB W/FLANGE
CW 22-3010 301 ***NO LONGER
AVAILABLE***

0176931




TRIM,ANGLE TEAK .25X1.5X12"
RIGID

0011538



TRIM,AUTOMOTIVE LOCK TAN 3/16"
100T-3 (ALSO AVAILABLE BLACK
0049971 & WHITE 0040553)

0070059



TRIM,BED TRACK 144-3/4" MILL FIN-
ISH E7962 (SEE ECN #PO149)

0004575



WASHER,FIBER FOR SHOWER HOSE
(SUBSTITUTE RUBBER) (SET=10)

0150010



WHEEL,ROLLER BED SLIDE 1-1/2"
PLASTIC

Decals & Graphics

0010941

0010941
10 AMP. FUSE MAX.

DECAL,"10AMP FUSE MAX" BS-31

0010939

0010939
5 AMP. FUSE MAX.

DECAL,"5AMP FUSE MAX" BS-27
(SET=10)

0185198



DECAL,"BR TV/RF SATELLITE" ***NO LONGER AVAILABLE*** 2.63X1.00

0182480



0182480

DECAL,"CAUTION REMOVE DRAIN STOPPER" ***NO LONGER AVAILABLE***

0182796

1	2	3	4	5
6	7	8	9	10

0182796

DECAL,"1-10" NON-BASEMENT WATER VALVE 1/2X1

0010936

0010936
AIR-CONDITIONING CIRCUIT. THIS CONNECTION IS FOR AIR CONDITIONERS RATED 110-125 VOLT AC, 60 HZ _____ AMPERES MAXIMUM. DO NOT EXCEED CIRCUIT RATING. AS-96

DECAL,"A/C CIRCUIT" AS-96

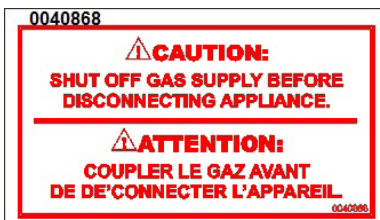
0181753

CABLE TV INPUT

0181753

DECAL,"CABLE TV INPUT" 1X2

0040868



DECAL,"CAUTION SHUT OFF GAS BEFORE DISCONNECTING" JA-23

0154798



0154798

DECAL,"50 AMP" ***NO LONGER AVAILABLE*** **REPLACED BY 0010934***

0013718

0013718
BLACK HOLDING TANK JA-129

DECAL,"BLACK HOLDING TANK"

0010908

0010908
CAP MUST BE SECURELY IN PLACE WHILE THE VEHICLE IS IN MOTION. JA-129

DECAL,"CAP MUST BE SECURELY IN..." AD-3

0174743



0174743

DECAL,"CAUTION SLIDEOUT"

Decals & Graphics

0197424



0197424

DECAL,"CAUTION" FOR DREAM
NO LONGER AVAILABLE DI-
NETTE OPTION

0196172



DECAL,"CAUTION" TV SWIVEL ***NO
LONGER AVAILABLE*** **REPLACED
BY 0240446 MULTI DECAL SHEET
11X17***

0066947



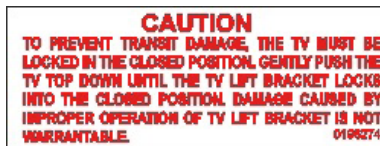
DECAL,"CAUTION:REMOVE CRANK
BEFORE OPERATING SWITCH"

0010915



DECAL,"CITY WATER CONNECTION"
AD-14 ***MUST USE CLEAR BACK-
GROUND. BLACK BACKGROUND IS
NOW NLA.***

0196274



0196274

DECAL,"CAUTION" TV LIFT BRACKET
MANUAL 2.63X1.00

0200713



0200713

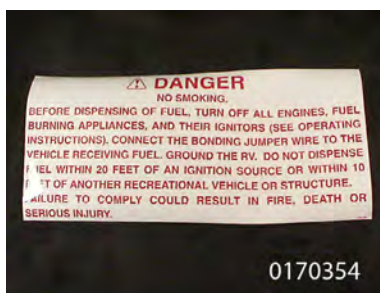
DECAL,"CAUTION" TV SWIVEL ***NO
LONGER AVAILABLE*** BRACKET
DETENT 2.00X4.00

0056885



DECAL,"CAUTION:THE SHOWER
HEAD MUST BE REMOVED BEFORE
SLIDING IN BED OR DAMAGE MAY
RESULT" JA-036

0170354



DECAL,"DANGER BEFORE DISPENSE"
JA-166

0196800



0196800

DECAL,"CAUTION" TV LIFT BRACKET
POWER 2.63X1.00

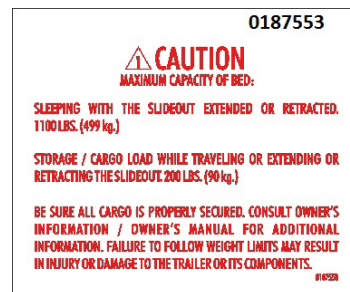
0178105



0178105

DECAL,"CAUTION:PULL DOWN BED"
NO LONGER AVAILABLE

0187553



DECAL,"CAUTION-REAR BED +

0181863



0181863

DECAL,"DIESEL FUEL ONLY" 1-5/8X3-
1/4 RED/WHITE

Decals & Graphics

0196464



DECAL,"EXIT" BOTTOM NO TEAR PAPER

0181716



DECAL,"FUEL FILL AUX GEN" 1X2-1/2

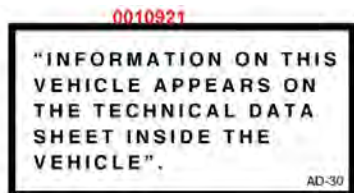
0181716

0013717



DECAL,"GREY WATER HOLDING TANK"

0010921



DECAL,"INFORMATION ON THIS VEHICLE..." AD-30

0010919



DECAL,"EXIT" ENGLISH ONLY AD-27

0181717



DECAL,"FUEL FILL DSPNG STA" 1X2-1/2

0181717

0204929



DECAL,"HALLWAY DOOR MUST BE ***NO LONGER AVAILABLE*** LATCHED IN OPEN POSITION TO OPERATE KITCHEN/BEDROOM

0174673



0174673

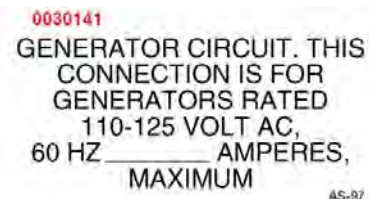
DECAL,"INVERTER SWITCH"

0196463



DECAL,"EXIT" TOP NO TEAR PAPER

0030141



DECAL,"GENERATOR CIRCUIT. THIS CONNECTION..."

0202213



DECAL,"IF YOU SMELL PROPANE"

0205246



0205246

DECAL,"IPOD/MP3 HOLDER" 2.63X 1.00 WHITE/BLACK

Decals & Graphics

0164048

**LOW
POINT DRAIN**

JA-157

0164048

DECAL,"LOW POINT DRAIN" BLACK LETTER, CLEAR BACKER

0184197



0184197

DECAL,"MILES/MILLES" .50X1.75+

0010926



DECAL,"SAFETY BREAK-AWAY SWITCH..." AD-56

0185645



0185645

DECAL,"SOLAR PREP OPTION" +

0048927



DECAL,"LOW POINT DRAIN" JA-29

0181971



0181971

DECAL,"NOTICE JACKS SHOULD BE+

0181754

**SATELLITE
INPUT**

0181754

DECAL,"SATELLITE INPUT" 1X2

0010918



DECAL,"SORTIE" (EXIT) FRENCH AD-27F


0081665



0081665

DECAL,"MAXIMUM CARGO CAPACITY OF THIS COMPARTMENT IS 200 LBS"

0191953



DECAL,"REMOVE ENTRANCE DOOR"

0185197



DECAL,"SATELLITE PREP OPT" +

0010933

**THIS CONNECTION IS
FOR 110/125 VOLT AC,
60 HZ. 30 AMPERE
SUPPLY.**

JA-126

DECAL,"THIS CONNECTION IS FOR 110/125 VOLT AC, 60HZ. 30AMP SUPPLY" JA-126

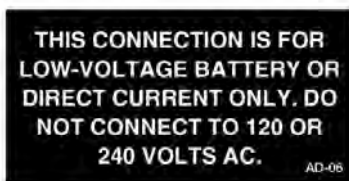
Decals & Graphics

0010911



DECAL,"THIS CONNECTION IS FOR LOW..." AD-6 "JA-124"

0182444



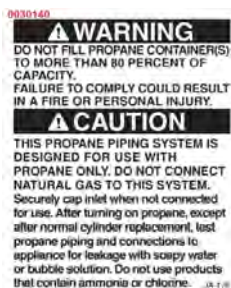
0182444
DECAL,"THIS CONNECTION LOW" 3-1/4X1-3/4 WHITE

0010934



DECAL,"THIS CONNECTION.. ..50AMP" AS-32

0030140



DECAL,"THIS GAS PIPING SYSTEM ***NO LONGER AVAILABLE*** **USE 0173020*** IS DESIGNED FOR USE OF

0010914



DECAL,"THIS IS NOT A STORAGE COMP.." AD-13

0010928



DECAL,"THIS UNIT HAS BEEN WINTERIZED" AD-65 (SET=10)

0071587



DECAL,"TRANSIT BAR" EGL/JAY SUPERSLIDES

0159661



DECAL,"TRAVEL LOCK"

0165112



DECAL,"TUFF SHELL" 4.50X1.75 ***NO LONGER AVAILABLE*** DOMED BLUE AND SILVER

0071587

0159661

0165112

0204539



0204539

DECAL,"TV MUST BE IN LOCKED POSITION...."(SET/SHEET OF 30)

0155465



DECAL,"UNLEADED FUEL ONLY" AD58B

0010953




DECAL,"UP" FD JA-7

0010910



DECAL,"WARNING ALL PILOT LIGHTS..." AD-5

0173020



DECAL,"WARNING DO NOT FILL DO NOT CONNECT" "JA-176" **ONCE STOCK IS DEPLETED, SUB PN WILL BE 0182445**

0173021




DECAL,"WARNING IF YOU SMELL GAS" *** REPLACED BY 0182625***

0010931



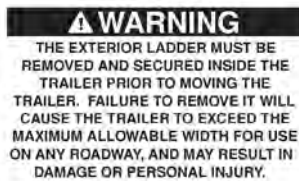
DECAL,"WARNING PRIVACY CURTAINS" AD-93

0170353



DECAL,"WARNING ATTENTION TOW"

0174813



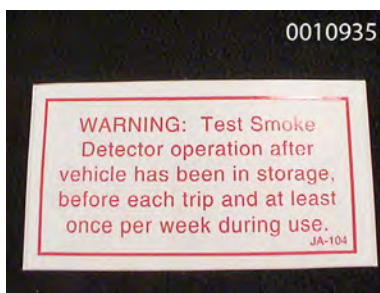
DECAL,"WARNING EXTERIOR LADDER"

0010948




DECAL,"WARNING IT IS NOT SAFE TO..." DD-26

0010935



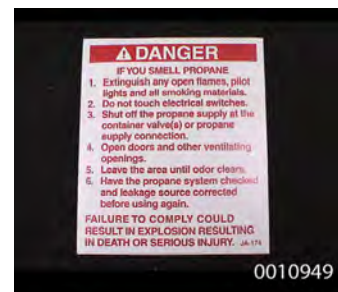
DECAL,"WARNING SMOKE DETECTOR TEST" AS-95

0182445



DECAL,"WARNING DO NO FILL LP GAS" 4X3-1/4 WHITE

0010949



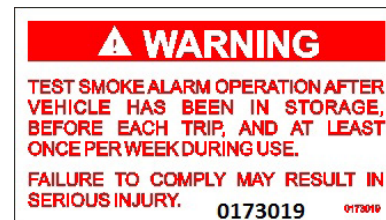
DECAL,"WARNING GAS SMELL/WHAT TO DO" DD-90

0010909



DECAL,"WARNING POTABLE WATER ONLY..." AD-4

0173019



DECAL,"WARNING TEST SMOKE ***NO LONGER AVAILABLE*** ALARM"

Decals & Graphics

0182481

Transition ramp to be in the up (vertical) position when ramp is used as a platform or in screen room position.

0182481

0182481

DECAL,"WARNING THE TRANSITION
NO LONGER AVAILABLE RAMP
PLATE" 3-1/4X1-3/4

0181507



0181507

DECAL,"WARNING TOWABLE & ***NO LONGER AVAILABLE*** TRAVELING"
250 CAP 4X5

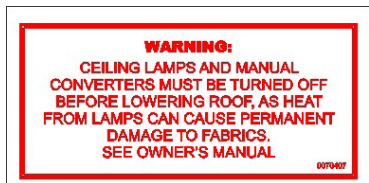
0169385



0169385

DECAL,"WARNING YOUR MOTORHOME

0070407



0070407

DECAL,"WARNING: CEILING LAMPS..
..TURNED OFF BEFORE LOWERING
ROOF AS HEAT FROM LAMPS.."

0182558



0182558

DECAL,"WARNING THE TV BRACKET
4X2

0180876



0180876

DECAL,"WARNING TOWING & ***NO LONGER AVAILABLE*** TRAVELING"
6-3/4X5


0181508



0181508

DECAL,"WARNING" BUNK BED

0170117



0170117

DECAL,"WARNING:ANY MOTORIZED
VEHICLE"

0010943



DECAL,"WARNING THIS SYSTEM..."
FRENCH/ENGLISH CSA CD-29B

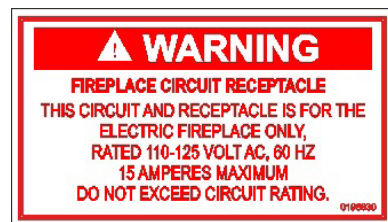
0192791



0192791

DECAL,"WARNING UPPER BUNK BED
600# CAP" 2.63X1

0196830



0196830

DECAL,"WARNING" FIREPLACE CIRCUIT RECEPT LABEL 3.50X2.00

0052506



DECAL,"WARNING-KEEP ALL" (SOLD
IN SHEETS OF 2)

Decals & Graphics

0188342



018834

DECAL,"WASHER/DRYER" .38X1.31

0185199



DECAL,"WIRE FOR STEREO OR SPKR+

0206818



DECAL,12 VOLT 1.50X10.00 "WG"
REPLACEMENT USE #0226601

0206816



DECAL,12 VOLT 1.50X10.00 ***RE-
PLACEMENT USE #0226599***
"WB,WH,WP

0185204



DECAL,"WATER HEATER BYPASS +
NO LONGER AVAILABLE

0206819



DECAL,12 VOLT 1.50X10.00 "NA" ***NO
LONGER AVAILABLE***

0197198



DECAL,12 VOLT 1.50X10.00 ***NO
LONGER AVAILABLE*** (2-14) WITH
WIRELESS REMOTE

0206817



DECAL,12 VOLT 1.5X10 "WF" ***RE-
PLACEMENT USE #0226600***

0185201



DECAL,"WIRE FOR CLG FAN HERE"+

0206820



DECAL,12 VOLT 1.50X10.00 "NB" ***NO
LONGER AVAILABLE***

0201126



DECAL,12 VOLT 1.50X10.00 ***NO
LONGER AVAILABLE*** (1-16)
"1LE,2LE,1LG"

0205952



DECAL,12 VOLT 1.5X10(1-16)WITH
WIRELESS REMOTE OPTION(LL
USAGE)

Decals & Graphics

0203022



DECAL,12 VOLT 1.5X10.12 "1PT"

0185224



DECAL,12 VOLT 1-1/2X11 BEDROOM SLIDEOUT 30 AMP (1-16)

0205366

FUSE	FUSE SIZE	12 VOLT DC CIRCUITS
1	15 AMP	WATER PUMP; CEILING LIGHTS
2	15 AMP	REFRIGERATOR
3	15 AMP	PATIO LIGHT, RADIO, FURNACE
4	AMP	OPTION
5	AMP	OPTION
6	30 AMP	BATTERY CHARGE LINE

REVERSE BATTERY PROTECTION FUSE 40 AMPS
REPLACE ONLY WITH LITTELFUSE® TYPE 257 FUSE

P/N 0205366 REV. 11-09

0205366

DECAL,12 VOLT FUSE PANEL 1.00X
 NO LONGER AVAILABLE

0206034

FUSE	FUSE SIZE	12 VOLT DC CIRCUITS
1	15 AMP	CEILING LIGHTS & FANS
2	15 AMP	REFRIGERATOR
3	15 AMP	PATIO LIGHT, RADIO, FURNACE
4	15 AMP	WATER PUMP
5	30 AMP	ROOF LIFT (OPTION)
6	30 AMP	BATTERY CHARGE LINE

REVERSE BATTERY PROTECTION FUSE 40 AMPS
REPLACE ONLY WITH LITTELFUSE® TYPE 257 FUSE

0206034

P/N 0206034 REV. 11-09

DECAL,12 VOLT FUSE PANEL 2.50 X1.56 2010 FOLD DOWN WITH WORLD FRIENDSHIP COMPANY LIMITED CONVERTER

0030144

0030144
12 Volt Operation of Refrigerator

The refrigerator should be operated on 12 volt only when the engine is running and charging the battery.

The refrigerator will drain the battery if operated on 12 volt when it is not being charged.

Do not operate refrigerator in battery mode while unit is plugged into 120 volt shore power.

DO NOT REMOVE

0030144

DECAL,12 VOLT OPERATION (SOLD IN SHEETS OF 10)

0161681



0161681

DECAL,12 VOLT TV OUTLET (SET=5)

0182607

1 OPTION 22.5A AUTO	2 BATH 15A	3 SINK, BATH, WASH HOOD 15A	4 FURNACE SYSTEM 15A	5 BEDROOM 15A	6 TV BENCH, 12 VOLT 15A	7 ENTER COINTEGRITY, POLARITY 15A
12 MAIN SLIDOUT MOTOR 20A AUTO	17 OPTION FOR LIGHTS 15A	18 SEC. L.S. CAB. PAN 15A	9 SLIDEOUT LIGHTS 15A	8 SHOWER, TUB, TOILET, DRY LIGHTS 15A	19 REVERSE POLARITY 30A	10 REVERSE POLARITY 30A

0182607

DECAL,12 VOLT WITH SLIDEOUT *** REPLACED BY 0191783 *** .56X4.00

0202234

FUSE	FUSE SIZE	12 VOLT DC CIRCUITS
1	15 AMP	CEILING LIGHTS & FANS
2	15 AMP	REFRIGERATOR
3	15 AMP	PATIO LIGHT, RADIO, FURNACE
4	15 AMP	WATER PUMP
5	30 AMP	ROOF LIFT (OPTION)
6	30 AMP	BATTERY CHARGE LINE

DECAL,12 VOLT/120 VOLT FUSE *** NO LONGER AVAILABLE *** WITH SLIDEOUT PANEL 3.25X5.62 TRAVEL TRAILER

0208976

FUSE	FUSE SIZE	12 VOLT DC CIRCUITS
1	15 AMP	CEILING LIGHTS & FANS
2	15 AMP	REFRIGERATOR
3	15 AMP	PATIO LIGHT, RADIO, FURNACE
4	15 AMP	WATER PUMP
5	30 AMP	ROOF LIFT (OPTION)
6	30 AMP	BATTERY CHARGE LINE

DECAL,12 VOLT/120 VOLT FUSE ***NO LONGER AVAILABLE***

0205365

FUSE	FUSE SIZE	12 VOLT DC CIRCUITS
1	15 AMP	CEILING LIGHTS & FANS
2	15 AMP	REFRIGERATOR
3	15 AMP	PATIO LIGHT, RADIO, FURNACE
4	15 AMP	WATER PUMP
5	30 AMP	ROOF LIFT (OPTION)
6	30 AMP	BATTERY CHARGE LINE

DECAL,12 VOLT/120 VOLT FUSE ***NO LONGER AVAILABLE*** PANEL 3.25X5.62 "1GA"

0208980

FUSE	FUSE SIZE	12 VOLT DC CIRCUITS
1	15 AMP	CEILING LIGHTS & FANS
2	15 AMP	REFRIGERATOR
3	15 AMP	PATIO LIGHT, RADIO, FURNACE
4	15 AMP	WATER PUMP
5	30 AMP	ROOF LIFT (OPTION)
6	30 AMP	BATTERY CHARGE LINE

DECAL,12 VOLT/120 VOLT FUSE PAN- EL 3.5X8.5 2011 EAGLE OR OBSOLETE - USE 0219698

0203021



DECAL,120 VOLT 1.00X7.87 "1PT"

Decals & Graphics

0196177



0196177

DECAL,120 VOLT 6.88X1.00 ***NO LONGER AVAILABLE*** EMBARK

0205368

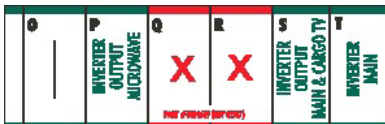
BREAKER	BREAKER SIZE	120 VOLT AC CIRCUITS
—	90 AMP	MAIN
A	15 AMP	GFCI & UTILITY
B	20 AMP	MICROWAVE
C	20 AMP	AIR CONDITIONER
D	AMP	_____
E	AMP	_____

P/N 0196177

0205368

DECAL,120 VOLT FUSE PANEL 1.37X2.62 WITH MICROWAVE FOR WORLD FRIENDSHIP COMPANY LIMITED 35 AMP USA

0191619



0191619

DECAL,120V 3.00X1.00 RCNVW INV ***NO LONGER AVAILABLE*** TV OUT

0192790

G	_____
F	_____
E	WATER HEATER, FIREPLACE
D	UTILITY CONVERTER
C	A/C
B	GFCI, REFER, CEILING FAN
A	MICROWAVE
	MAIN

P/N 0192790

0192790

DECAL,120V 4.00X2.00 W/FP

0184377



0184377

DECAL,120 VOLT 6-7/8X1 SENECA

0205367

BREAKER	BREAKER SIZE	120 VOLT AC CIRCUITS
—	90 AMP	MAIN
A	15 AMP	REFER, GFCI, UTILITY
B	20 AMP	AIR CONDITIONER
C	AMP	_____
D	AMP	_____
E	AMP	_____

P/N 0205367

0205367

DECAL,120 VOLT FUSE PANEL 2.63X1.00 WITHOUT MICROWAVE FOR WORLD FRIENDSHIP COMPANY LIMITED 35 AMP USA

0193108

	MAIN
A	GFCI, KITCHEN, BATH, REFER
B	UTILITY CONVERTER
C	A/C
D	WATER HEATER
E	MICROWAVE
F	_____
G	_____

P/N 0193108

0193108

DECAL,120V 3.50X2.00 WITH MICRO-WAVE 20AMP BREAKER

0193112

G	_____
F	_____
E	MICROWAVE
D	WATER HEATER, FIREPLACE
C	A/C
B	UTILITY CONVERTER
A	GFCI, REFER, CEILING FAN
	MAIN

P/N 0193112

0193112

DECAL,120V 4.00X2.00 WITH FIRE PLACE AND MICROWAVE 20AMP BREAKER

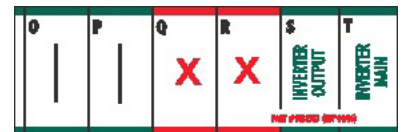
0197265



0197265

DECAL,120 VOLT 7.88X1.00 RECON

0188533



0188533

DECAL,120V 3.00X1.00 RCNFW INV

0193278



DECAL,120V 3X1 INVERTER BED-ROOM ***NO LONGER AVAILABLE*** TV OUT

0193111

G	_____
F	_____
E	MICROWAVE
D	WATER HEATER
C	A/C
B	UTILITY CONVERTER
A	GFCI, REFER, CEILING FAN
	MAIN

P/N 0193111

0193111

DECAL,120V 4.00X2.00 WITH MICRO-WAVE 20AMP BREAKER

Decals & Graphics

0184376



0184376

DECAL,120V 4.88X1.00 TALON

0184378



0184378

DECAL,120V 5.88X1.00 TALON

0193275



0193275

DECAL,120V 6.88X1.00 2 UTILITY ***REPLACEMENT USE #0226599***

0184375



0184375

DECAL,120V 6.88X1.00 DES FW

0182617



0182617

DECAL,120V 4X2(FOR LOAD CENTER)

0192517



0192517

DECAL,120V 6.38X1.00 EAGLE +

0193277



0193277

DECAL,120V 6.88X1.00 2 GFCI & ***REPLACEMENT USE #022601*** FRONT & REAR BATH

0191621



0191621

DECAL,120V 6.88X1.00 RECON ***NO LONGER AVAILABLE***

0188535



0188535

DECAL,120V 5.88X1.00 2 GFCI ***NO LONGER AVAILABLE***

0195544



0195544

DECAL,120V 6.38X1.00 EAGLE (WASHER&DRYER) CHANGING CEILING FAN CIRCUIT

0193276



0193276

DECAL,120V 6.88X1.00 2 GFCI ***NO LONGER AVAILABLE*** AND CAR BAY

0195542



0195542

DECAL,120V 6.88X1.00 RECON ***NO LONGER AVAILABLE*** CHANGING CEILING FAN CIRCUIT

Decals & Graphics

0191620



DECAL,120V 6.88X1.00 SENECA

0189116



DECAL,120V 6.88X1.00 W/CONV +
NO LONGER AVAILABLE

0192362



DECAL,120V 7.88X1.00 ***NO LONGER
AVAILABLE*** DESIGNER FIFTH
WHEEL

0195543



DECAL,120V 7.88X1.00 ***NO LONGER
AVAILABLE*** DESIGNER FIFTH
WHEEL CHANGING CEILING FAN
CIRCUIT

0184374



DECAL,120V 7.88X1.00 DES FW

0187254




DECAL,120V 7.88X1.00 DESIGNER
NO LONGER AVAILABLE FIFTH
WHEEL WITH WASHER AND DRYER
OPTION

0190587



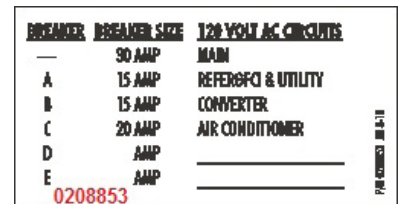
DECAL,120V 8.00X1.00 JFPTT

0211687



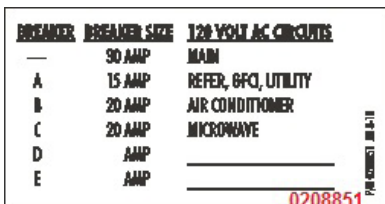
DECAL,120V FU PNL 1.00X2.62 +
NO LONGER AVAILABLE

0208853



DECAL,120V FU PNL 1.37X2.62 +
NO LONGER AVAILABLE

0208851



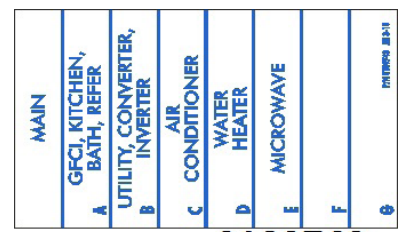
DECAL,120V FU PNL 2.63X1.00 +

0211686



DECAL,120V FUSE PANEL 1X2.62 COR
WFCO25A USA 2011

0189743



DECAL,120V FUSE PANEL 2.00X ***NO
LONGER AVAILABLE*** 3.50 USA
ONLY

Decals & Graphics

0214246

BREAKER	BREAKER SIZE	120 VOLT AC CIRCUITS
—	30 AMP	MAIN
A	15 AMP	REFER, GFCI, UTILITY
B	15 AMP	CONVERTER
C	20 AMP	AIR CONDITIONER
D	15 AMP	WATER HEATER
E	20 AMP	MICROWAVE

0214246

DECAL,120V FUSE PANEL 2.63X1.00
2.62 WITH MICROWAVE & WATER
HEATER FOR WFCO 35 AMP CSA

0189606

MAIN	A	B	C	D	E	F	G
30 AMP	15 AMP	15 AMP	20 AMP	15 AMP	20 AMP		
MAIN	GFCI, KITCHEN, BATH, REFER	UTILITY, INVERTER	AIR CONDITIONER	WATER HEATER	MICROWAVE	CONVERTER	

0189606

DECAL,120VOLT 6-3/8X1 EAGLE
(W&D)

0182622

CIRCUIT	FUSE SIZE	DESIGNATION
A	15	GFCI UTILITY
B	20	A/C

0182622

DECAL,120VOLT USA 7/8X2-7/8 ***NO
LONGER AVAILABLE***

0191785

1 AMP/UPPER BED LIFT 20A AUTO	2 BATH 15A	3 SHOWER ROOM FAN BED ROOM 15A	4 PUMPHOUSE 15A	5 BEDROOM 15A	6 AMP SW TV BENCH, TP BENCH 15A	7 ENTRY, CEILING, PORCH LIT 15A
12 FUEL STATION 20A AUTO	11 BAMP LIGHTS 15A	10 SEC. LIT. BLK. CORN. 15A	9 FUEL GA. BED LIFT SWITCH 15A	8 BUNK. REAR CLING LIGHTS 15A	10A	10A

0191785

DECAL,12V .56X4.00(1-12) W/ + ***NO
LONGER AVAILABLE***

0208899

MAIN	A	B	C	D	E	F	G
GFCI, KITCHEN, BATH, REFER	UTILITY, INVERTER	AIR CONDITIONER	WATER HEATER	MICROWAVE	CONVERTER		

0208899

DECAL,120V FUSE PANEL 2X3.5 CSA
ONLY 2011 (USA USE 0189743)

0189115

MAIN	A	B	C	D	E	F	G
30 AMP	15 AMP	15 AMP	20 AMP	15 AMP	20 AMP		
MAIN	GFCI, KITCHEN, BATH, REFER	UTILITY, INVERTER	AIR CONDITIONER	WATER HEATER	MICROWAVE	CONVERTER	

0189115

DECAL,120VOLT 6-7/8X1 WITH ***NO
LONGER AVAILABLE*** CONVEC-
TION MICROWAVE

0193068

1 AMP/UPPER BED LIFT 20A AUTO	2 BATH 15A	3 SHOWER ROOM FAN BED ROOM 15A	4 PUMPHOUSE 15A	5 BEDROOM 15A	6 AMP SW TV BENCH, TP BENCH 15A	7 ENTRY, CEILING, PORCH LIT 15A
12 FUEL STATION 20A AUTO	11 BAMP LIGHTS 15A	10 SEC. LIT. BLK. CORN. 15A	9 FUEL GA. BED LIFT SWITCH 15A	8 BUNK. REAR CLING LIGHTS 15A	10A	10A

0193068

DECAL,12V .56X4.00 (1-12) W/ + ***NO
LONGER AVAILABLE***

0190889

1 AMP/UPPER BED LIFT 20A AUTO	2 BATH 15A	3 SHOWER ROOM FAN BED ROOM 15A	4 PUMPHOUSE 15A	5 BEDROOM 15A	6 AMP SW TV BENCH, TP BENCH 15A	7 ENTRY, CEILING, PORCH LIT 15A
12 FUEL STATION 20A AUTO	11 BAMP LIGHTS 15A	10 SEC. LIT. BLK. CORN. 15A	9 FUEL GA. BED LIFT SWITCH 15A	8 BUNK. REAR CLING LIGHTS 15A	10A	10A

0190889

DECAL,12V .75X4.00 MMHC ***NO
LONGER AVAILABLE***

0182618

MAIN	A	B	C	D	E	F	G
MICROWAVE	GFCI, KITCHEN, BATH, REFER	A/C	UTILITY, CONVERTER	WATER HEATER			

0182618

DECAL,120VOLT 3-3/4X2

0182623

CIRCUIT	FUSE SIZE	DESIGNATION
A	15	GFCI UTILITY
B	20	A/C

0182623

DECAL,120VOLT CSA 7/8X2-7/8 ***NO
LONGER AVAILABLE***

0188343

1 AMP/UPPER BED LIFT 20A AUTO	2 BATH 15A	3 SHOWER ROOM FAN BED ROOM 15A	4 PUMPHOUSE 15A	5 BEDROOM 15A	6 AMP SW TV BENCH, TP BENCH 15A	7 ENTRY, CEILING, PORCH LIT 15A
12 FUEL STATION 20A AUTO	11 BAMP LIGHTS 15A	10 SEC. LIT. BLK. CORN. 15A	9 FUEL GA. BED LIFT SWITCH 15A	8 BUNK. REAR CLING LIGHTS 15A	10A	10A

0188343

DECAL,12V .56X4.00(1-12) W/ +

0195853

1 AMP/UPPER BED LIFT 20A AUTO	2 BATH 15A	3 SHOWER ROOM FAN BED ROOM 15A	4 PUMPHOUSE 15A	5 BEDROOM 15A	6 AMP SW TV BENCH, TP BENCH 15A	7 ENTRY, CEILING, PORCH LIT 15A
12 FUEL STATION 20A AUTO	11 BAMP LIGHTS 15A	10 SEC. LIT. BLK. CORN. 15A	9 FUEL GA. BED LIFT SWITCH 15A	8 BUNK. REAR CLING LIGHTS 15A	10A	10A

0195853

DECAL,12V 1.00X4.00 "DA" ***NO LON-
GER AVAILABLE***

Decals & Graphics

0184473



DECAL,12V 1.25X8.00 DECAL,12VOLT
1-1/4?8 (NOT YET REPLACED)

0193279

AC CIRCUIT FUSES		
CIRCUIT	FUSE SIZE	DESIGNATION
A	30	MAIN
B	15	SPCI UTILITY
C	20	REPROGRAMME
	20	ACC

0193279

DECAL,12V 1.38X2.50 W/20A PWR+
NO LONGER AVAILABLE

0195588



DECAL,12V 1.50X10.00 "NA" ***RE-
PLACED BY 0206819***

0195587



DECAL,12V 1.50X10.00 "WF" ***RE-
PLACED BY 0206817***

0195586



DECAL,12V 1.50X10.00 "WG" ***RE-
PLACED BY 0206818***

0188341



DECAL,12V 1.50X10.00 (2-16) ***NO
LONGER AVAILABLE***

0188339



DECAL,12V 1.50X10.00(1-16) W/+

0192514



DECAL,12V 1.50X10.00(1-16) WITH
BED LIFT & POWER AWNING

0185222



DECAL,12V 1.50X11.00 BR SLO +

0185223



DECAL,12V 1.50X11.00 BR SLO +

0188978



DECAL,12V EFW

0188661



DECAL,12V EFW 1-12 ***NO LONGER
AVAILABLE***

Decals & Graphics

0192019



0192019

DECAL,12V ELEC AWN & 12.50 +
NO LONGER AVAILABLE

0208852

BREAKER	BREAKER SIZE	120 VOLT AC CIRCUITS
—	30 AMP	MAIN
A	15 AMP	REFER, BFCU, UTILITY
B	15 AMP	CONVERTER
C	20 AMP	AIR CONDITIONER
D	20 AMP	MICROWAVE
E	AMP	

0208852

DECAL,12V FUSE PANEL 2.63X1.00
WITH MICROWAVE FOR WORLD
FRIENDSHIP CO, 35A CSA

0191783

1 OPTION 12.5A AUTO	2 BATH 15A	3 SINK, MORN PNL, BIRD FEEDER 15A	4 FURNACE BURNER 15A	5 BEDROOM 15A	6 TV BROADCAST 15A	7 ENTRY, CEILING, PORCH LIGHTS 15A
12 MAIN SLIDE BROCK 30A AUTO	11 OPTION 15A	10 SEC. ELEC. 15A	9 SLIDEOUT 15A	8 BUNK, TRUNK, PORT LIGHTS 15A	13 OPTION 30A	14 OPTION 30A

0191783

DECAL,12V W/SLO &ELEC AWN .69+

0209043

120V FUSE	120V FUSE	120V FUSE	120V FUSE	120V FUSE	120V FUSE	120V FUSE	120V FUSE
1	2	3	4	5	6	7	8
15A	15A	15A	15A	15A	15A	15A	15A

DECAL,12V/120V FU PNL 3.25X +

0192018



0192018

DECAL,12V ELEC AWN .75X4.00 ***NO
LONGER AVAILABLE*** **REPLACED
BY 0209045***

0211685



0211685

DECAL,12V FUSE PANEL 4X69 FOR
WFCO 25A 2011

0191784

1 OPTION 15A	2 BATH 15A	3 SINK, MORN PNL, BIRD FEEDER 15A	4 FURNACE BURNER 15A	5 BEDROOM 15A	6 TV BROADCAST 15A	7 ENTRY, CEILING, PORCH LIGHTS 15A
12 OPTION 15A	11 OPTION 15A	10 SEC. ELEC. 15A	9 SLIDEOUT 15A	8 BUNK, TRUNK, PORT LIGHTS 15A	13 OPTION 30A	14 OPTION 30A

0191784

DECAL,12V W/OUT SLIDEOUT
WITH ***NO LONGER AVAILABLE***
ELECTRIC AWNING .56X4.00

0209044

120V FUSE	120V FUSE	120V FUSE	120V FUSE	120V FUSE	120V FUSE	120V FUSE	120V FUSE
1	2	3	4	5	6	7	8
15A	15A	15A	15A	15A	15A	15A	15A

DECAL,12V/120V FU PNL 3.25X +

0208975

FUSE	FUSE SIZE	12 VOLT DC CIRCUITS
1	15 AMP	PORCH & CEILING LIGHTS
2	15 AMP	LP DETECT, RADIO, ANT, AMC, AWNING
3	15 AMP	BATH, BED, SLIDEOUT LIGHTS
4	15 AMP	REFER, FURNACE
5	15 AMP	MONITOR, WATER PUMP, KITCHEN
6	50 AMP	CHARGE LINE, SLIDE MOTOR

REVERSE BATTERY PROTECTION
FUSE 40 AMP
REPLACE ONLY WITH LITTELFUSE
TYPE 257 FUSE

DECAL,12V FUSE PANEL 2.50X1.56
2011 JAYFEATHER/TRAVEL STAR
WITH WORLD FRIENDSHIP CO, LTD.
CONV (SHEET OF 18)

0184540

CIRCUIT	FUSE SIZE	DESCRIPTION
A	30	MAIN
B	15	MICROWAVE
C	15	BFCU UTILITY
	20	A/C

0184540

DECAL,12V W/20A PWR CONV 1.38+
NO LONGER AVAILABLE

0203197

120V FUSE	120V FUSE	120V FUSE	120V FUSE	120V FUSE	120V FUSE	120V FUSE	120V FUSE
1	2	3	4	5	6	7	8
15A	15A	15A	15A	15A	15A	15A	15A

DECAL,12V/120 FUSE PANEL ***NO
LONGER AVAILABLE*** 3.25X5.62
SPORT UTILITY TRAILER WITH
SLIDEOUT

0209045

120V FUSE	120V FUSE	120V FUSE	120V FUSE	120V FUSE	120V FUSE	120V FUSE	120V FUSE
1	2	3	4	5	6	7	8
15A	15A	15A	15A	15A	15A	15A	15A

DECAL,12V/120V FU PNL 3.25X +

Decals & Graphics

0218441

DECAL,12V/120V FU PNL 3.25X +
NO LONGER AVAILABLE

0218442

DECAL,12V/120V FU PNL 3.25X +
NO LONGER AVAILABLE

0218443

DECAL,12V/120V FU PNL 3.25X +
NO LONGER AVAILABLE

0208977

DECAL,12V/120V FU PNL 3.50X +

0208981

DECAL,12V/120V FU PNL 3.50X +

0213385

DECAL,12V/120V FU PNL 3.50X 8.50
"1RE" W/O WIRELESS OBSOLETE -
USE 0219699

0213386

DECAL,12V/120V FU PNL 3.50X 8.50
"1RE" W/WIRELESS OBSOLETE - USE
0219700

0208979

DECAL,12V/120V FU PNL 3.50X 8.50
2011 EFW,SLXFW W/O OBSOLETE -
USE 0219697 WIRELESS W/PDI COM-
BO CONV

0203196

DECAL,12V/120V FUSE PANEL ***NO
LONGER AVAILABLE*** 3.25X5.62
SPORT UTILITY TRAILER WITHOUT
SLIDEOUT

0214025

DECAL,12V/120V FUSE PANEL ***NO
LONGER AVAILABLE*** 3.5X8.5 2011
"1CW" WITH PROGRESSIVE DYNAM-
ICS COMBO

0209046

DECAL,12V/120V FUSE PANEL 3.25
REPLACEMENT USE #0227968
X5.62 2011 "JH"

0213214

DECAL,12V/120V FUSE PANEL
3.25X5.62 TT/FW WITH SLIDEOUT
CSA 2011 (SET OF 5)

Decals & Graphics

0208978



DECAL,12V/120V FUSE PANEL 3.5X8.5 JAY FLIGHT BUNGALOW TT WITH PROGRESSIVE DYNAMICS INC. COMBO CONVERTER (SET=3)

0182612



DECAL,12VOLT 1.25X7.5

0188338



DECAL,12VOLT 1.50X10.00 1-16 ***REPLACED BY 0206816*** WITH POWER SOFA

0204392



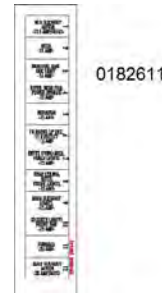
DECAL,12-VOLT 1.5X10 (1-16) WITHOUT WIRELESS REMOTE OPTION

0188340



DECAL,12VOLT 1-1/2X10 (1-14) ***NO LONGER AVAILABLE***

0182611



DECAL,12VOLT 1-1/4X5-3/4

0184472



DECAL,12-VOLT MINIHOME .75X4.00 ***NO LONGER AVAILABLE*** BED SLIDEOUT 30-AMP

0182615

DC CIRCUIT FUSES		
CIRCUIT	FUSE SIZE	DESIGNATION
1	15	PUMP, CEILING LIGHTS
2	15	REFER
3	15	PATIO LIGHT, FURNACE
4	15	CHARGE LINE

0182615

DECAL,12VOLT WITH 12AMP POWER ***NO LONGER AVAILABLE*** CONVERTER 1-3/8X2-1/2

0182614

DC CIRCUIT FUSES		
CIRCUIT	FUSE SIZE	DESIGNATION
1	15	PUMP, CEILING LIGHTS
2	15	REFER
3	15	PATIO LIGHT, FURNACE
4	20	CHARGE LINE

0182614

DECAL,12VOLT WITH 20AMP POWER ***NO LONGER AVAILABLE*** CONVERTER 1-3/8X2-1/2

0182616

DC CIRCUIT FUSES		
CIRCUIT	FUSE SIZE	DESIGNATION
1	15	PUMP, CEILING LIGHTS
2	15	REFER
3	15	PATIO LIGHT, FURNACE
4	30	CHARGE LINE

0182616

DECAL,12VOLT WITH 30AMP POWER ***NO LONGER AVAILABLE*** CONVERTER 1-3/8X2-1/2

0188660

1 OPTION 15A AUTO	2 BATH 15A	3 SINK, MISC. PNL, BIRD HOOD 15A	4 FURNACE 15A	5 BEDROOM 15A	6 TV CABINETS, LP DET. 15A	7 ENTRANCE 15A
12 MAIN SLIDE 20A AUTO	11 OPTION 15A	10 SEC. DIS. 15A	9 SLIDEOUT 15A	8 MIRROR, THERMAL 15A	7A REVERSE 30A	7B REVERSE 30A

0188660

DECAL,12VOLT WITH SLIDEOUT .69X4

0182608

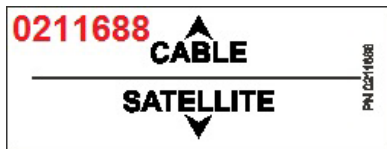
1 OPTION 15A	2 BATH 15A	3 SINK, MISC. PNL, BIRD HOOD 15A	4 FURNACE 15A	5 BEDROOM 15A	6 TV CABINETS, LP DET. 15A	7 ENTRANCE 15A
12 OPTION 15A	11 OPTION 15A	10 OPTION 15A	9 OPTION 15A	8 MIRROR, THERMAL, LP DET. 15A	7A REVERSE 30A	7B REVERSE 30A

0182608

DECAL,12VOLT WITHOUT SLIDEOUT 9/16X4

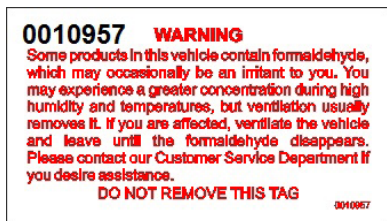
Decals & Graphics

0211688



DECAL,EXT CA/SATL HKP 1.00X +

0010957



DECAL,FORMALDEHYDE WARNING
NO LONGER AVAILABLE **RE-
PLACED BY 0192523*** STICKER JA-13

0059317



DECAL,LP GAS SYSTEM "THIS GAS
PIPING SYSTEM IS DESIGNED FOR
USE DS-17A

0200423



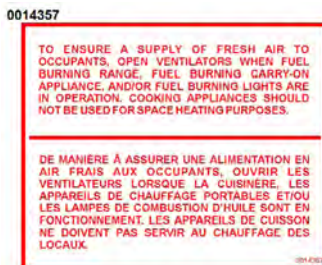
DECAL,PANEL FUSE BOX "JC,JH, J5,J6"
.75X4.00 ***REPLACED BY 0209046***

0188536



DECAL,FLDG CMPG LISTING 2.63
NO LONGER AVAILABLE

0014357



DECAL,INFORMATION TICKET

0164442



0164442

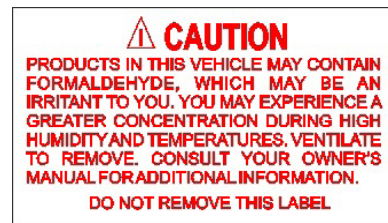
DECAL,MAX WEIGHT 50 POUNDS
3-1/4X1 WHITE WITH RED PRINT

0200422



DECAL,PANEL FUSE BOX "JK,JY"
.75X4.00 ***REPLACED BY 0209044***

0192523



DECAL,FORMALDEHYDE CAUTION
STICKER

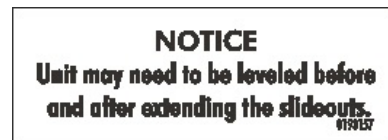
0192523

0188866



DECAL,INV OUT 2.64X1.00 ***NO
LONGER AVAILABLE***

0193157



DECAL,NOTICE LEVELING UNIT
2.63X1

0200421



DECAL,PANEL FUSE BOX "JR,JS, JT,J2"
.75X4.00 ***REPLACED BY 0209043***

Decals & Graphics

0182610



0182610

DECAL,PNL FUSE BOX .75X4 3/4X4
NO LONGER AVAILABLE

0191093



DECAL,RNG CKTOP 4.00X2.00 ***NO LONGER AVAILABLE***

0058912



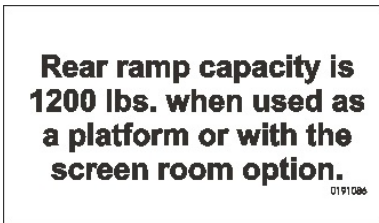
DECAL,SLIDEOUT MANUAL CRANK

0192859



DECAL,SWITCH WATER HEATER AND FIREPLACE .5X1.75 **TO BE REPLACED BY 0243067**

0191086



DECAL,RAMP 1200# CAP 1.50X ***NO LONGER AVAILABLE*** 2.00 BLACK LETTERING

0184399



0184399

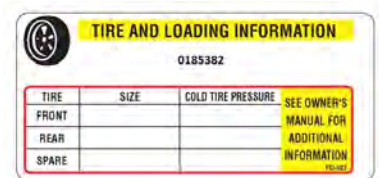
DECAL,SATELLITE/TV IN/OUTPUT
NO LONGER AVAILABLE .5X1

0152193



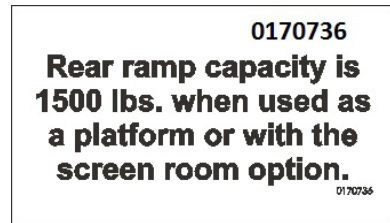
DECAL,SPARE TIRE MANUAL CRANK

0185382



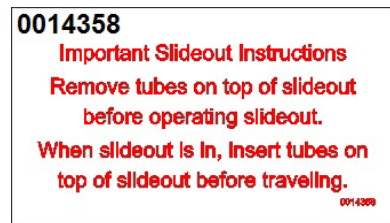
DECAL,TIRE & LOADING INFO

0170736



DECAL,RAMP CAPACITY 1-1/2X2
NO LONGER AVAILABLE BLACK LETTER

0014358



DECAL,SLIDE OUT

0218116



DECAL,SWITCH INSIDE MICRO-WAVE/ ***NO LONGER AVAILABLE***
REPLACED BY 0240446 OUTSIDE MICROWAVE .5X1.75

0193160



DECAL,TK SI/RR 1.00X.50 BLK + ***NO LONGER AVAILABLE***

Decals & Graphics


0210130



0210130

DECAL,TV PL CH 1.00X2.63 WHT


0193012



0193012

DECAL,UTIL PNL SW PMP 1.00X.50

0189915




DECAL,UTILITY CENTER 4X5 (SHEET OF 4)

0188534



DECAL,UTILITY CENTER SET

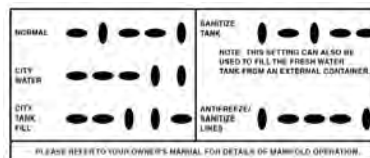
0161394



0161394

DECAL,UTILITY PANEL SWITCH
NO LONGER AVAILABLE
2-3/8X1/4 LINER

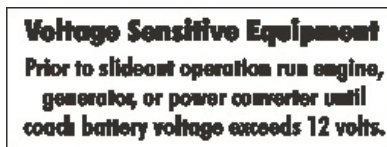
0161325



0161325

DECAL,VALVE FUNCTION 4-1/4X10
BLACK LETTERING

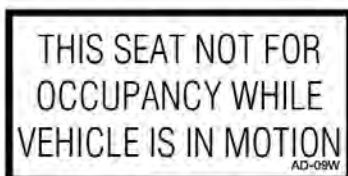
0195532



0195532

DECAL,VOLTAGE SENSITIVE ***NO LONGER AVAILABLE*** EQUIPMENT
1.00X2.63

0161877



0161877

DECAL,WARNING (ENGLISH) THIS SEAT NOT FOR OCCUPANCY WHILE VEHICLE IS IN MOTION

0191124



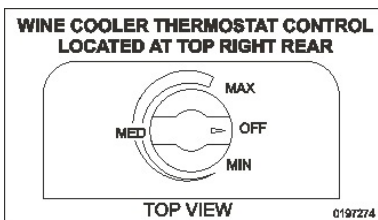
DECAL,WATER HEATER (OPTION)
.5X2.63 ***NO LONGER AVAILABLE***
.5X2.63

0195024



DECAL,WATER HEATER BYPASS
NO LONGER AVAILABLE

0197274



DECAL,WINE COOLER OPTION ***NO LONGER AVAILABLE*** 2.00X3.00

0192070



0192070

DECAL,WTR HTR PRPNE/ELEC 1X.5
NO LONGER AVAILABLE

Decals & Graphics

0214204



LABEL,"LOWER IN TRANSIT" .69X+

0218058



LABEL,"REMOVE WATERLESS TRAP"
1X2.63

0218059



LABEL,"WARNING" SECONDARY ES-
CAPE NOT AVAILABLE 3.75X6.75

Decor

0216477



APPLIQUE,WOOD BIRCH ROSETTE
CIRCLE WITH FLOWER PATTERN

0056774




BASE,TABLE CHROME 7701 (TABLE
PART)

0180071




BASE,TABLE CHROME SB-1

0195201




BATTEN,ADOBE CREAM 1.38X8'
F4STAR

0195208




BATTEN,ADOBE CREAM 1.38X9'
F4STAR

0198371




BATTEN,BROWN SUGAR .10X.88X8'

0198372




BATTEN,BROWN SUGAR .69X8'
F4STAR

0204771




BATTEN,BROWN SUGAR 1.50X8'
F4STAR

0198232




BATTEN,BROWN SUGAR 8'

0188352




BATTEN,CEILING WHITE 99 PLASTIC

0205100



BATTEN,CHERRY STAINED .1X.88X8'
HARDBOARD


0203246



BATTEN,CHERRY STAINED .69X8'
F4STAR


Decor

0203237




BATTEN,CHERRY STAINED .88X8'
F4STAR

0204722




BATTEN,CHERRY STAINED 1.50X8'
F4STAR

0182757




BATTEN,MANCHESTER OAK NATU-
RAL ***REPLACED BY 0195215***
TOUCH 8'

0195215




BATTEN,MANCHESTER OAK NATU-
RAL TOUCH 8' F4STAR (7/8" X 96")

0195296




BATTEN,MONTEREY MARBLE ***NO
LONGER AVAILABLE*** 1.38X8'
F4STAR

0194663




BATTEN,MONTEREY MARBLE
.10X.88X8'

0195295




BATTEN,MONTEREY MARBLE .88X8'
NO LONGER AVAILABLE F4STAR

0195198



BATTEN,NORTH RIDGE MAPLE .88X8'
F4STAR

0193973




BATTEN,OLD WORLD FOSSIL ***NO
LONGER AVAILABLE*** .10X.88X8'

0199533




BATTEN,OLD WORLD FOSSIL 2.70X
1.38X8' F4STAR

0195347



BATTEN,OLD WORLD FOSSIL
2.7X.88X8' F4STAR


0198220



BATTEN,PASSAGES COBBLESTONE
1.38X8' F4STAR


Decor

0184650




BATTEN,PGMN .69X8'

0195214




BATTEN,PROVINCIAL GLAZE MAPLE
NO LONGER AVAILABLE NATU-
RAL TOUCH 8' F4STAR

0196888




BATTEN,PROVINCIAL GLAZE MAPLE
NATURAL TOUCH .10X.88X8'

0197649



BATTEN,SIERRA MAPLE 8'

0172597




BINDING,CARPET 3" #427 BEIGE

0160767




BLOCK,CORNER 7X5-1/2 ROSETTE
CREAM FASCIA BOARD

0188314



BLOCK,CORNER NORTH RIDGE MA-
PLE 1-3/4X1-3/4 1/2 ROSETTE

0188315



BLOCK,CORNER PROVINCIAL
GLAZED MAPLE NATURAL TOUCH
1-3/4X1-3/4 1/2 ROSETTE

0235607




BLOCK,HEADER WASHINGTON
CHERRY GLAZED MAPLE 6X7.25X1.13
LEFT HAND END FR0469WGMP

0188721




BOLT,BBL D-RNG SATIN NICKEL FLAT
STRIKE PLATE

0212593



BORDER,WALLPAPER BRAVEN MULTI

0187398



BORDER,WALLPAPER QJC-5160
GRAND CAYMAN

Decor

0193795



BORDER, WALLPAPER QJC-6614
COFFEE

0193996



BORDER, WALLPAPER QJC-6916
MOCHA

0206698




BORDER, WALLPAPER TAPE TECH-
NOLOGIES-STATIC IVORY

0211963



BORDER, WALLPAPER TT MASON
WALNUT

0219801



BORDER, WALLPAPER TT-ALIAS
COCOA 6"

0206423



BORDER, WALLPAPER TT-AUGUSTA
CHOCOLATE 5.75"

0198336



BORDER, WALLPAPER TT-AXL MULTI
CEDAR

0198342



BORDER, WALLPAPER TT-BAMBOO
SAGE

0206421



BORDER, WALLPAPER TT-BUNDY
EMERALD 5.75"

0198472



BORDER, WALLPAPER TT-CRACKEL
DESERT

0222152



BORDER, WALLPAPER TT-DUVALL
FAWN 6"


0211965



BORDER, WALLPAPER TT-ELEMENT
CEDAR

Decor

0199328



BORDER, WALLPAPER TT-FREEMONT
PARK AVENUE

0206420



BORDER, WALLPAPER TT-GINGER
SIENNA 5.75"

0222966



BORDER, WALLPAPER TT-GLASS PAN-
EL ONYX 12"

0198471




BORDER, WALLPAPER TT-HEART-
ACHE VANILLA

0198347



BORDER, WALLPAPER TT-JACLYN
CAMEL

0214683



BORDER, WALLPAPER TT-JAMAICAN
HAZELNUT 6"

0199329



BORDER, WALLPAPER TT-JAMBRISKA
SUNSET BLVD

0193954




BORDER, WALLPAPER TT-JAY-101-9
CINNAMON

0193955



BORDER, WALLPAPER TT-JAY-103-9
SAND

0222155



BORDER, WALLPAPER TT-JOEY CUR-
RY 6"

0198343



BORDER, WALLPAPER TT-JOSE SPICE

0198344



BORDER, WALLPAPER TT-LEISURE
BLACK

Decor

0212522



BORDER, WALLPAPER TT-MOCHA
STONE 11.5

0219932



BORDER, WALLPAPER TT-MOCHA
SUBWAY TILES 12

0222149



BORDER, WALLPAPER TT-OLIVER
CAMEL 6"

0206463



BORDER, WALLPAPER TT-OSOLO
JASPER

0198341



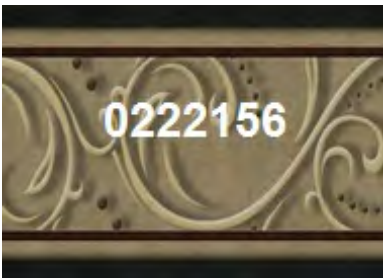
BORDER, WALLPAPER TT-PALMETTO
WHEAT

0219421



BORDER, WALLPAPER TT-PATTON
MULTI 6" BY RUNNING YARD

0222156



BORDER, WALLPAPER TT-PIANO
MALT 6"

0198340



BORDER, WALLPAPER TT-ROLLING
PALM WILLOW

0209126



BORDER, WALLPAPER TT-ROMAN
LATTE

0214681



BORDER, WALLPAPER TT-RYTER
MERLOT 6

0198337



BORDER, WALLPAPER TT-SANORA TP


0198345



BORDER, WALLPAPER TT-SETSET
CAPPUCCINO


Decor

0214682



BORDER, WALLPAPER TT-STATUS
BROWN STONE

0225257



BORDER, WALLPAPER TT-SUBWAY
STONE BEIGE WP 12" BY RUNNING
YARD

0198335



BORDER, WALLPAPER TT-TORRENT
IDIGO

0206422



BORDER, WALLPAPER TT-VENTURA
DRIFTWOOD 5.75"

0198355




BORDER, WALLPAPER TT-WALNUT
IRON

0198339



BORDER, WALLPAPER TT-WEILAND
ALMOND

0203396



BORDER, WALLPAPER WEILAND
CHOCOLATE DARK

0215251

BORDER, WALLPAPER TT-TRIPLE TILE
MOCHA 11.5

0192827



BORDER, WLPPR QJC-6293 HZNUT

0222151



BORDER, WLPPR TT-MAYFIELD
VALIANT 6"

0065251



BRACE, OAK COUNTERTOP

0220753



BRACKET, COUNTERTOP BAR 5X8
BLACK

Decor

0163184



BRACKET,EYE STRAP 2-5/8X3-1/4

0198507



BRACKET,FOLDING COUNTERTOP EXTENSION WHITE

0161679



BRACKET,LEG TABLE

0054390



BRACKET,MOUNTING KICKBOARD 2.5 OFFSET (HANGER)

0174330



BRACKET,SHELF FLIP-UP TV .94X8X8 BROWN

0182126



BRACKET,TABLE 1.88X4.75 WITH 90 DEGREE REVERSE BEND ZINC PLATE

0198101

0198101



BRACKET,TABLE ALIGNMENT LEAF

0182125



BRACKET,TABLE WALL 1-7/8X4 FLAT ZINC PLATE


0165417

0165417



BUMPER,RUBBER .5X.63DIA(SET=10)

0210224



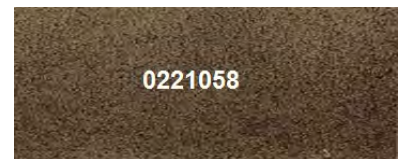
BUTTON,CARMEI GLAZE MAPLE .38 DIAMETER WOOD

0210222



BUTTON,WASHINGTON CHERRY GLAZED MAPLE .38 (SET=10)

0221058



CARPET,866SC ATWOOD II SD +

Decor

0208271



CARPET,99" L042 1847 SIENNA 30OZ
NO LONGER AVAILABLE

0206289



CARPET,COMET HARVEST 95" 20-
OZ ***NO LONGER AVAILABLE***
MATCH COLOR LOCALLY

0168250



CARPET,CORDOVA 96" ANTELOPE

0196653




CARPET,DAYSTAR MIDNIGHT 99"
NO LONGER AVAILABLE

0215156



CARPET,DESIGN TWIST GOLD SAHA-
RA 41-OUNCE 8'-3"+ OFFAL NYLON

0222065



CARPET,DIVERSION BROWN SUGER
20-OUNCE 95"

0205320



CARPET,ECO ESSENCE HAYSTACK
20 OUNCE 99" NYLON STYLE: 541SC
COLOR: 00250

0153400



CARPET,LANDSCAPE COBBLESTONE
99"

0199064



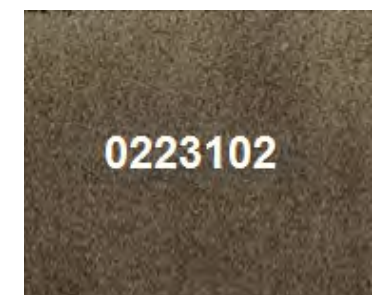
CARPET,MELFORD GRAND CAYMAN
48 OUCE 12'

0215932




CARPET,NATURES HARMONY/HAR-
VEST ***NO LONGER AVAILABLE***
MATCH COLOR LOCALLY
MOON 794SC 95" 14OZ NYLON

0223102



CARPET,SHOW TOPPER 102" 16OZ
NO LONGER AVAILABLE WITH
1OZ FLOCK 878SC/08702

0223101



CARPET,SHOW TOPPER 876SC/00702
NO LONGER AVAILABLE COF-
FEE 95" NYLON 16 OZ WITH


Decor

0221596




CASTOR,3" DIAMETER WITH LOCK

0165315




CHANNEL,U ALMOND .16X8

0178331




CHANNEL,U ALMOND 1-7/8X8'

0200573




CHANNEL,U BROWN SUGAR .88X12'

0199161




CHANNEL,U BROWN SUGAR 0.13X
144.00 VENDOR NAME: BRAZILIAN
CHERRY

0204859




CHANNEL,U BROWN SUGAR 1.13X12'

0199162




CHANNEL,U BROWN SUGAR 1.13X88

0232956




CHANNEL,U CHESTNUT .13X12'

0204860




CHANNEL,U CONCORD CHERRY
1.13X12'

0176855




CHANNEL,U CONCORD CHERRY
1/8X 104

0183633



CHANNEL,U MANCHESTER OAK
1/8X144


0183635



CHANNEL,U MANCHESTER OAK
NATURAL TOUCH .88X12' ***NO LON-
GER AVAILABLE***


Decor

0183636




CHANNEL,U MANCHESTER OAK
NATURAL TOUCH 1.13X12'

0183637




CHANNEL,U MANCHESTER OAK
NATURAL TOUCH 1.13X88

0166648




CHANNEL,U MAPLE 1-1/8X12' ***NO
LONGER AVAILABLE***

0166725




CHANNEL,U NORTH RIDGE MAPLE
1/8X12' ***NO LONGER AVAILABLE***

0166726




CHANNEL,U NRMLP .13X104" ***RE-
PLACED BY 0166725***

0205003




CHANNEL,U OUTBACK CHERRY
.75X12'

0189009




CHANNEL,U PROVINCIAL GLAZED
MAPLE NATURAL TOUCH 1/8X104X-
1/4DEEP ***NO LONGER AVAIL-
ABLE***

0183634




CHANNEL,U PROVINCIAL GLAZED
MAPLE NATURAL TOUCH 1/8X12'X3/8

0183638




CHANNEL,U PROVINCIAL GLAZED
MAPLE NATURAL TOUCH 1-1/8X 88"

0192017




CHANNEL,U RIVOK .38X8'

0197641



CHANNEL,U SIERRA MAPLE .13X12'
NO LONGER AVAILABLE


0197642



CHANNEL,U SIERRA MAPLE 1.13X8'

Decor

0166727



CHANNEL,U TAN 3/4X96

0159636



CLIP,MIRROR CLEAR PLASTIC 7/8"

0213413



CORBEL,SM MGHMC 04.50X10.00X +

0213414




CORBEL,SM WCGM 04.50X10.00X +

0241321




DECOR,WALL FR MATTE FLOWER
14.5X14.5 81285-150

0206306




FABRIC,ADDISON CHAMOIS 54"

0211117




FABRIC,ADDISON LASSO 54" +

0211725



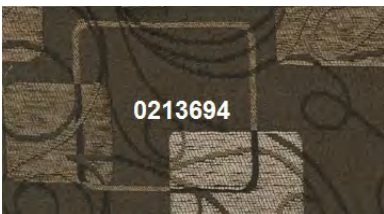
FABRIC,ADDISON LASSO FLAME
RETARDENT 54" WITH F

0214699



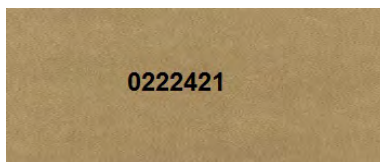
FABRIC,ADDISON MINK 54" +

0213694



FABRIC,AFTERSHOCK SEPIA 54"

0222421



FABRIC,ALAMO BUCKSKIN 54"


0213675



FABRIC,ALCATAZ MOCHA 54"

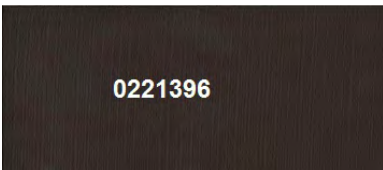
Decor

0213948




FABRIC,AMHERST BARK 54"

0221396




FABRIC,AMHERST NEW BARK 54"

0211119



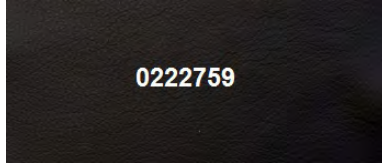
FABRIC,ANNISTON BROWN 54"

0198915




FABRIC,BALLROOM SAND 54" FIRE
RETARDANT

0222759



FABRIC,AMHERST BLACK 54"

0213866



FABRIC,AMHERST NEW SIENA 54"

0198914



FABRIC,AUVERGNE DUNE FIRE RE-
TARDANT 54"

0214085




FABRIC,BERKMAN OATMEAL 54"

0213865



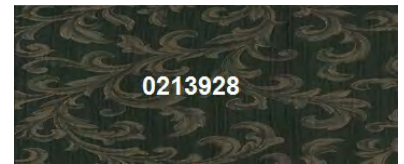
FABRIC,AMHERST LIGHT COFFEE 54"

0213925




FABRIC,AMHERST SND 54" +

0213928



FABRIC,AUVERGNE ONYX 54" +


0214086



FABRIC,BERMUDA OATMEAL 54"

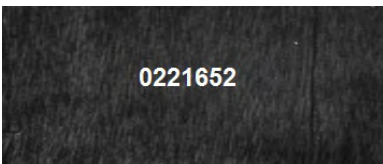
Decor

0214121




FABRIC,BICONTEMPO HZNUT 54" +

0221652




FABRIC,BOYNTON BLACK

0190883



FABRIC,COMFORT SD ONYX +

0206973



FABRIC,CRANAGE HAZELNUT 54"

0197987




FABRIC,BITERESA BEIGE 54" COLOR:
BGE=BEIGE

0212297




FABRIC,BRUSHBACK TEAK 54" +

0189540



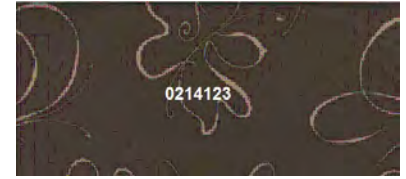
FABRIC,COMFORT SUEDE CAMEL 54

0213212




FABRIC,CYLON SOLAR 60" +

0214123




FABRIC,BIWHIRLWIND MOCHA 54"

0212579




FABRIC,CARPI CHOC 54" +

0198206



FABRIC,COTE D' AZURE MOUNTAIN
54"

0205880



FABRIC,DIEGO SADDLE 54"

Decor

0213540




FABRIC,DIEGO SDL 54" W/F +

0219417



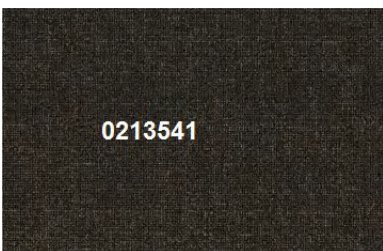
FABRIC,DYLAN AMARETTO 54"

0187942



FABRIC,ETERNITY CAMEL 58"

0213541




FABRIC,FARGO SDL FR 54" W/F+

0216986



FABRIC,DURANGO AMB 54" +

0213927




FABRIC,EARNEST ONYX 54"

0197986



FABRIC,EUROF GALLERY BROWN 54"

0206470



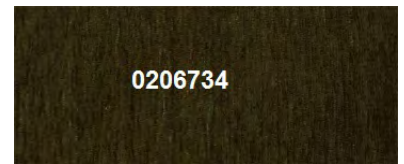
FABRIC,FENTON MOCHA FIRE RE-TARDANT 54"

0193367




FABRIC,DURANGO CHOCOLATE 54"

0206734




FABRIC,EMPEROR GUNSMOKE 54"
NO LONGER AVAILABLE

0204085



FABRIC,FARGO SADDLE 54"


0214621



FABRIC,GROVE WENGE 54" +

Decor

0212521



FABRIC,GUTHRIE TEAK 54" +

0192599



FABRIC,HEXLEY MOCHA FR 54" +

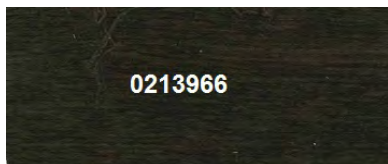
0182838



0182838

FABRIC,JAMMER SPICE 54" 2009
MADE IN CHINA

0213966




FABRIC,MAXIS DARK CHOCOLATE
54"

0198235




FABRIC,GUTHRIE TRUFFLE 54"

0211121




FABRIC,HIBISCUS GAR 54" +

0219629




FABRIC,KOLCHAK SEPIA 54" ***NO
LONGER AVAILABLE****CONTACT
CUSTOMER SERVICE***

0213678




FABRIC,MAXIS DRFTW 54" +

0211123



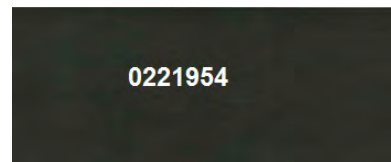
FABRIC,HENRIE ONYX 54" +

0198124




FABRIC,HIXON L EXPRESSO 54"

0221954



FABRIC,MALBEC WALNUT 54"


0212299



FABRIC,MAXIS ESPRESSO 54"


Decor

0188759




FABRIC,METEOR EBONY FR 56"

0150057



FABRIC,NOROCCO PEBBLE BEIGE

0213677



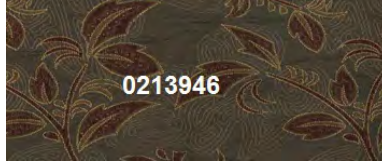
FABRIC,OAKFORD DRIFTWOOD 54

0206294




FABRIC,PIERCE TANGO 54"

0213946



FABRIC,MIMO MROCO 54" COLOR:
MROCO=MOROCCO INHERENTLY
PASSES FMVSS 302/FR

0213945



FABRIC,NOUVEAU 23 54" WIDE

0213679



FABRIC,OAKFORD NUTM 54" +

0206814



FABRIC,ROXY KHAKI 54"


0184656



0184656

FABRIC,MONTEREY MEDIUM
PARCHMENT WITH FOAM 54"

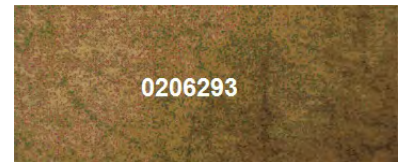
0181640



0181640

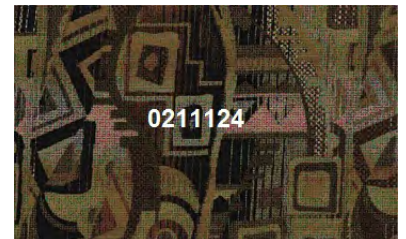
FABRIC,O VINYL BLACK 54"

0206293



FABRIC,PIERCE CHOCOLATE 54"

0211124



FABRIC,RYKER PEPPERCORN 54"


Decor

0213674




FABRIC,SHARPSHOOTER LATTE 54"

0057481




FABRIC,SHOWERGUARD ALMOND 72"

0188086




FABRIC,SIAM BRUSH 51"

0215507



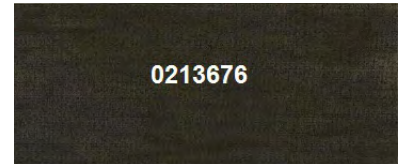
FABRIC,SIDWELL ESPRS 54" +

0226105



FABRIC,THOME FOLIAGE 54"

0213676



FABRIC,THRILLER MINK 54"

0206733



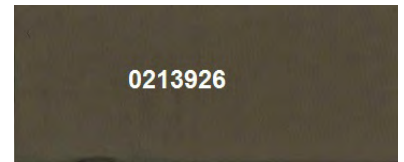
FABRIC,TIBBY DRIFTWOOD 54"
NO LONGER AVAILABLE

0212298




FABRIC,TOKEN TEAK 54" +

0213926



FABRIC,TOUR VINTAGE GLOLD 54"

0207615



FABRIC,TRINA NUTMEG 54"

0196772



FABRIC,TRIUMPH CASHEW 54"

0206308



FABRIC,UNITY HARVEST 54"

Decor

0221585



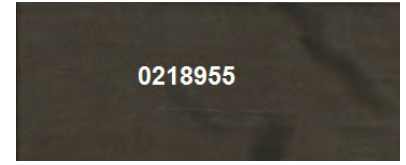
FABRIC,VALIANT TOBACCO 54"

0213505



FABRIC,WESLEY SDL 54" +

0218955



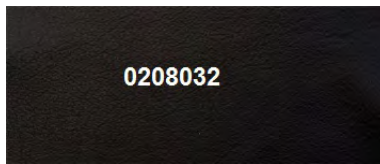
FABRIC,WINCHESTER TOBACO 54" +

0197377




FABRIC,WONDERFUL KONA FIRE RETARDANT 54"

0208032



FABRIC,WYETH BLACK 48" +

0206476



FABRIC,ZOELLICK FOLIAGE 54"

0246562



0246562

FOOT,MECHANISM BED SOFA

0159778



HASP,D-RING 1X1-3/16 ZINC 4 HOLES 1/4" DIAMETER

0210805




HINGE,CABINET HIDDEN 6-WAY ADJUSTABLE .75 FULL WRAP

0196308



HINGE,PIANO .75X41.00X.75 OFFSET

0179737



HINGE,PIANO 3/4X3/4X24 BROWN .020

0210423



HOLDER,REMOTE SELECT COMFORT WIRELESS


Decor

0235292



HOOK,ROBE DOUBLE BLACK MATTE
#2709 BH-RH-2709-MB

0215503



LAMINATE,LP EBFSN .50X5X8 BKR+

0012336



LEG,TABLE ADJUSTABLE 19.5 TO 31.5

0180069




LEG,TABLE CHROME 27-1/2 CL-275

0193901



LAMINATE,HIGH PRESSURE MILANO
BROWN BACKER .63X5.00X8.00 MILA-
NO BROWN = D-4725-60-33JC

0221280



LATCH,DRAW 2.37X1.25 MTL W/ +

0157424




LEG,TABLE ADJUSTABLE 24 TO 36-1/2
WOODTONE

0180070



LEG,TBL CHR 29.50 CL-295

0195322



LAMINATE,HIGH PRESSURE MILANO
QUARTZ BACKER .63X5X8 C1

0159004




LEG,SOFA 13"

0180068



LEG,TABLE CHROME 25-1/2 CL-255


0207211



LINOLEUM,ANTIQUE BRONZE DZ170
NO LONGER AVAILABLE **CAN
USE 0217361 96"*** 102"

Decor

0211758




LINOLEUM,DIAMONDFLOR DF9252
CAROLINA SLATE BISQUE SAGE 7'

0214630




LINOLEUM,DIAMONDFLOR DF9295 +
NO LONGER AVAILABLE **PER
BARB O'MALLEY***

0206309



LINOLEUM,DIAMONDFLOR DF9332 8'
TERRACE TILE EARTHEN BROWN

0218833




LINOLEUM,DIAMONDFLOR DF9352
84" ***NO LONGER AVAILABLE*** 84"
BEDFORD SLATE EARTHEN BRN

0206431



LINOLEUM,DIAMONDFLOR DF9254 8'
NO LONGER AVAILABLE CARO-
LINA SLATE

0212523




LINOLEUM,DIAMONDFLOR DF9320
96" NAPLES LIGHT SUNSAND ***NO
LONGER AVAILABLE***

0221893



LINOLEUM,DIAMONDFLOR DF9341
GRAND CAYMAN SAFARI 96"X FOOT

0214778




LINOLEUM,DIAMONDFLOR DF9352
96" ***NO LONGER AVAILABLE***
BEDFORD SLATE EARTHEN BROWN

0196821



LINOLEUM,DIAMONDFLOR DF9265
NO LONGER AVAILABLE 102"
FASCINATION CHARCOAL BROWN

0209797




LINOLEUM,DIAMONDFLOR DF9332
102" TERRACE TILE EARTHEN BROWN
***PER SUPPLIER, NO LONGER
AVAILABLE. NO REPLACEMENT OR

0213127



LINOLEUM,DIAMONDFLOR DF9350
NO LONGER AVAILABLE BED-
FORD SLATE TERRA CLAY 96"

0217785



LINOLEUM,DIAMONDFLOR DF9433 +


Decor

0220203



LINOLEUM,DIAMONDFLOR DF9436
MESA EXPRESSO 102"

0216314



LINOLEUM,DIAMONDFLOR DF9440
NO LONGER AVAILABLE PACIFIC
MPL CHSNT 8"

0214215




LINOLEUM,PINNACLE PEAK
CAVALIER TOAST 8' ***PER SUPPLI-
ER, ONLY AVAILABLE IN 600 SYD.
ROLLS.***

0206616




PANEL,2.7X48X96 MIRAGE LUXOR
USE 0206618 103.5" F4

0208833




PANEL,2.7X4X8 CHESTNUT ZEE
MAPLE FOR MOCHA GLAZED MAPLE
CHASE DOOR

0223669



PANEL,2.7X4X8 DRIVER SLATE

0208128




PANEL,3.4X48X96 WASHINGTON
CHERRY GLAZE MAPLE GOOD-1-
SIDE F4STAR(VINYL COVER)ROBERT
WEED

0205174



PANEL,DASH 2 STEP CUP HOLDER
5.25X6.75X.19 BRAVO BURL PLASTIC

0203166



PLUG,CHERRY STAINED .38(SET=50)

0179529



PULL,TRAY TV ROUND ANTIQUE
ENGLISH

0179528



PULL,TRAY TV ROUND BRUSHED
SATIN NICKEL

0173238



PUTTY,BRIARWOOD #140 1LB OIL
BASE

Decor


0216748



0216748

PUTTY, BURBON GLAZE/TEAKWOOD

0010325



0010325

PUTTY, JAR WHITE 100


0218278



0218278

PUTTY, JAYCO MOCHA 1LB WATER-BASE

0234596



0234596

PUTTY, PARK BENCH 1LB WATERBASE


0178326



0178326

PUTTY, SAND DOLLAR 1LB

0226824



0226824

PUTTY, STICK YELLOWSTONE MINERAL M231-9851

0223873



0223873

PUTTY, WOOD ARTESIAN SANDSTONE WATERBASE

0218277



0218277

PUTTY, YOSEMITE FALLS 1LB WATER BASE

0082027



0082027

RACK, CLOTHES 24" NW


0058188



0058188

RACK, CLOTHES SMALL 12" POLAR WHITE IC-164

0233763



0233763

REGISTER, AC ROUND 6.5 SPACEPORT ADJUSTABLE WITH 1.63" EXTENSION WHITE

0012297



0012297

SEAT BELT, BLACK 60 MH/VANS

Decor

0064546



SEAT BELT, BLACK 90"

0701706



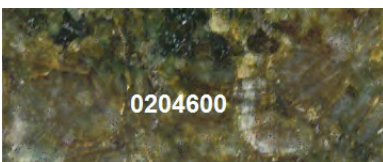
STRAP, 32" SP305 DESK CHAIR

0216281



TILE, CER ONYX/GLASS DMD +

0204600



TILE, GRANITE .38X12X12 UBA TUBA GOLD

0198145




SOFA, HIDE-A-BED 70" CYMAN/
EGGSHELL/EXHALE COCOA PUB W/
SQUARE BUN FEET & ROLLED ARMS
W/AIR MATTRESS ALMOND DECOR

0707156



STRAP, 72" CHAIR SP289

0199029



TILE, CERAMIC CHESAPEAKE BAY
04.25X04.25 GLARCHBD44

0237233



TILE, MARBLE EMPERADOR MOSIAC
BORDER BR108/P

0187866



STOP, DOOR 2X1/2 WHITE PLASTIC

0207253



TAPE, FILM 3" CHERRY STAINED

0204601



TILE, GRANITE .38X12X12 TROPIC
BROWN


0202143



TILE, PORCELAIN CEMENTI MAR-
RONE 13.00X13.00

Decor

0214478



TILE,PORCELAIN DEL NORD ALASKA
12X12 POLISHED FINISH

0207698




TILE,PORCELAIN PUEBLA TRAVERTI-
NO BEIGE 17X17

0211012



TILE,PORCELAIN RENAISSANCE
10X13 BRUN FL24895

0653903




TOP,FLIP UP TABLE ASSEMBLY
OCHRE TEMPURA 19-7/8X31-7/8
MANCHESTER OAK T-MOLD 0183627
(SUB SANDY TOPAZ)

0153651



TOP,STORAGE SLIDEOUT FLAXSEED
CHROMATIX KIT 3 PEICE (2) 10-1/8X9
AND (1) 55X8-3/4

0166760



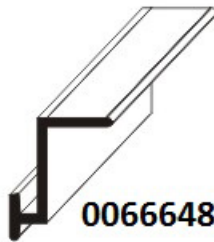
TOP,TABLE BARREL CHAIR SUEDE
TAUPE SERENITY 1-1/2X19 (UPPER)
WITH 1/2" SELF EDGE

0203369



TOP,TABLE FLIP UP SANDSTONE
28.50X12.00X.50 CORIAN WITH
EARTH BULL NOSE EDGE

0066648




TRACK,CEILING MOUNT 68" ***USE
0156308 96"*** ST191L-68

0081460




TRACK,CURTAIN NW 81" DIE #4863
RIGID W/FLANGE FOR FD/SPRTSTR

0011532




TRIM,ANGLE TEAK .5X1X76 FLEX
USE 0214567 87" (BUG WIPE)

0166165



TRIM,ANGLE TEAK 1/2X1X43 FLEX
USE 0011532 (BUG WIPE)


0165333



TRIM,BASE SHOE 8' NORTH RIDGE
NO LONGER AVAILABLE MAPLE


Decor

0198377




TRIM,BASE SHOE BROWN SUGAR 8'

0182769




TRIM,BASE SHOE CONCORD CHERRY
NATURAL TOUCH 96

0182771




TRIM,BASE SHOE MANCHESTER OAK
NATURAL TOUCH 96

0187863




TRIM,BASE SHOE MONTEREY MAR-
BLE ***NO LONGER AVAILABLE*** 96

0197855



TRIM,BASE SHOE PASSAGES COBBLE-
STONE 8'

0182770




TRIM,BASE SHOE PROVINCIAL
GLAZED MAPLE NATURAL TOUCH 96

0065464




TRIM,BATTEN MEADOWS GLOW
1"X8'

0199180




TRIM,CABINET BROWN SUGAR
.33X1.50X96.00

0195330




TRIM,CABINET MANCHESTER OAK
NAUTRAL TOUCH .33X1.50X96.00 C1

0197856




TRIM,CABINET SIERRA MAPLE
.33X1.50X8'

0203175



TRIM,CASE CHERRY STAINED 1.25"
STOP 1.5X2.63X97 WITH 2-LEG


0199159



TRIM,CASING BROWN SUGAR 2.88X7'
NO LONGER AVAILABLE (IN-
SIDE PART CHANGED FROM CHAR-
COAL TO TAN)(PLASTIC JAMB)


Decor

0198302




TRIM,CASING BROWN SUGAR 2-LEG
1.25-STOP 1.5X2.63X97 C1

0204152




TRIM,CASING CHERRY STAINED
1.88X84 (INSIDE PART CHANGED
FROM CHARCOAL TO TAN) CHAR-
COAL NOT AVAILABLE

0204153




TRIM,CASING CHERRY STAINED
2.88X84 (INSIDE PART CHANGED
FROM CHARCOAL TO TAN) CHAR-
COAL NOT AVAILABLE

0193519




TRIM,CASING MANCHESTER OAK
NATURAL TOUCH 1.50X2.63X97.00
WITH TWO LEGS 1.25 STOP

0195217




TRIM,CASING MANCHESTER OAK
NATURAL TOUCH 1.00X1.75X12'
WITH LEG F4STAR

0196318




TRIM,CASING MANCHESTER OAK
NATURAL TOUCH 1.50X12' .63 WITH
NOTCH C1

0195728




TRIM,CASING MANCHESTER OAK
NATURAL TOUCH 1.50X12' CARB 1

0182774




TRIM,CASING MANCHESTER OAK
NATURAL TOUCH 1-1/2X96 ***NO
LONGER AVAILABLE*** **PLEASE
USE 0195219***

0182775




TRIM,CASING MANCHESTER OAK
NATURAL TOUCH 1-7/8X84

0182776




TRIM,CASING MANCHESTER OAK
NATURAL TOUCH 2-7/8X84

0195490



TRIM,CASING NORTHRIDGE MAPLE
1.50X2.63X97.00 WITH TWO LEG 1.25
STOP C1


0195196



TRIM,CASING NORTHRIDGE MAPLE
1.5X8' C1


Decor

0188466




TRIM,CASING NORTHRIDGE MAPLE
1-7/8X84

0193966




TRIM,CASING PROVINCIAL GLAZE
NO LONGER AVAILABLE MAPLE
NATURAL TOUCH 1.50X2.63X 97.00
WITH TWO LEG 1.25 STOP

0195729




TRIM,CASING PROVINCIAL GLAZE
MAPLE NATURAL TOUCH 1.50X12' .63
W/NOTCH C1

0196319




TRIM,CASING PROVINCIAL GLAZE
MAPLE NATURAL TOUCH 1.50X12' C1

0195218




TRIM,CASING PROVINCIAL GLAZE
MAPLE NATURAL TOUCH 1.5X8' C1

0188465




TRIM,CASING PROVINCIAL GLAZED
MAPLE NATURAL TOUCH 1-7/8X84

0197644




TRIM,CASING SIERRA MAPLE 1.88X84

0197645



TRIM,CASING SIERRA MAPLE 2.88X84
(INSIDE PART CHANGED FROM
CHARCOAL TO TAN) CHARCOAL
NOT AVAILABLE

0182521



TRIM,CENTER .7/8X144 ALUMINUM

0211519



TRIM,CH R MGHMC 1.50X8'

0209927



TRIM,CH R WASHINGTON CHERRY
GLAZED MAPLE 1.5X8' WITH
GROOVE

0072792



TRIM,CORNER BLOCK LARGE RA-
DIUS ***NO LONGER AVAILABLE***
VINYL 3-3/4X1" WIDE

Decor


0072793



0072793


TRIM,CORNER BLOCK SMALL RADIUS ***NO LONGER AVAILABLE*** VINYL 3" WIDE

0198378




TRIM,CORNER INSERT BROWN SUGAR 1"X8'

0165525




TRIM,CORNER INSIDE 8' NORTH RIDGE MAPLE

0182761




TRIM,CORNER INSIDE CONCORD CHERRY NATURAL TOUCH 1X96---OK TO USE MADELINE MAPLE FILM---

0182759




TRIM,CORNER INSIDE MANCHESTER OAK NATURAL TOUCH 1X96

0187854




TRIM,CORNER INSIDE MONTEREY ***NO LONGER AVAILABLE*** MARBLE 1X8'

0193970




TRIM,CORNER INSIDE OLD WORLD FOSSIL 1.00X8'

0197653




TRIM,CORNER INSIDE PASSAGES COBBLESTONE 1.00X8'

0182760




TRIM,CORNER INSIDE PROVINCIAL GLAZE MAPLE NATURAL TOUCH 1X96

0198379




TRIM,CORNER OUTSIDE BROWN SUGAR .50X8'

0198380



TRIM,CORNER OUTSIDE BROWN SUGAR 1.25X1.25X8' SMOOTH


0203241



TRIM,CORNER OUTSIDE CHERRY ***NO LONGER AVAILABLE*** STAINED 1.25X1.25X8' SMOOTH


Decor

0203240




TRIM,CORNER OUTSIDE CHERRY STAINED .50X8'

0182762




TRIM,CORNER OUTSIDE MANCHES-TER OAK NATURAL TOUCH 1/2X96

0191740




TRIM,CORNER OUTSIDE MANCHES-TER OAK NATURAL TOUCH 1-1/4X1-1/4X96 SMOOTH

0187858




TRIM,CORNER OUTSIDE MONTEREY MARBLE 5/8X108

0165111




TRIM,CORNER OUTSIDE NORTH RIDGE MAPLE 3/4X8'

0193969



TRIM,CORNER OUTSIDE OLD WORLD FOSSIL .63X8'

0182763



TRIM,CORNER OUTSIDE PROVIN-CIAL GLAZE MAPLE NATURAL TOUCH 1/2X96

0085115



TRIM,CORNER TUB PL PW INSIDE ***NO LONGER AVAILABLE***

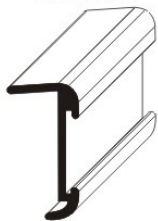
0151662



TRIM,CORNER TUB PLASTIC POLAR ***CLOSEST SUB IS 0001160** WHITE

0011413

0011413



TRIM,CORNER W/INSERT CW K-100 ***NO LONGER AVAILABLE*** (3006) 16°PC


0057867

0057867



TRIM,CORNER W/INSERT NW K-100 ***USE 0082512*** (WAS E2076) 188-1/2"


0198381



TRIM,COVE BROWN SUGAR .38X2X96 PLASTIC

Decor

0203242




TRIM,COVE CHERRY STAINED PLASTIC .38X2X96

0001500




TRIM,COVE FLEXIBLE TEAK 7/8"

0184499




TRIM,COVE MANCHESTER OAK NATURAL TOUCH 3/8X2X96 PLASTIC

0187861



TRIM,COVE NORTH RIDGE MAPLE 3/8X2X96 ***NO LONGER AVAILABLE***

0184500



TRIM,COVE PROVINCIAL GLAZED MAPLE NATURAL TOUCH 3/8X2X96 PLASTIC

0229895




TRIM,COVE WASHINGTON CHERRY GLAZED BEECH .38X2.5X96 BLACK ACCENT

0208704




TRIM,CROWN MOCHA GLAZED MAPLE CHASE 2.63X10'

0202586




TRIM,CROWN WASHINGTON CHERRY GLAZE MAPLE 2.63X10'

0171535




TRIM,CUBE 3/4X3/4X3/4 CREAM

0203234




TRIM,CUBE CHERRY STAINED 1.5X1.5X1.5

0188318



TRIM,CUBE NORTH RIDGE MAPLE 1.5X1.5X1.5


0188320



TRIM,CUBE NORTHRIDGE MAPLE 1.5X1.5X1.5


Decor

0204874




TRIM,CUBE PROVINCIAL GLAZE
MAPLE 2.00X2.00X0.50

0188319



TRIM,CUBE PROVINCIAL GLAZED
MAPLE NATURAL TOUCH 1-1/2X1-
1/2X1/2

0183739




TRIM,CUBE PROVINCIAL GLAZED
MAPLE NATURAL TOUCH 1-1/2X1-
1/2X1-1/2

0202590



TRIM,DENTIL CARMEL GLAZE MA-
PLE 1.38X10' FLORAL

0210360




TRIM,DOOR STOP 5A-1 WASH-
INGTON CHERRY GLAZED MAPLE
.31X1X96

0208815




TRIM,DOOR STOP MOCHA GLAZED
MAPLE .31X1X96 5A-1

0183621




TRIM,F 5/32X96

0180468




TRIM,F ALMOND 3/16X100 MOLD
NO LONGER AVAILABLE

0168052




TRIM,F ALMOND 3/16X96" (MOLD)

0199158




TRIM,F BROWN SUGAR .16X96

0171006



TRIM,F CONCORD CHERRY 5/32X8'


0183622



TRIM,F MANCHESTER OAK NATU-
RAL TOUCH 5/32X8'


Decor

0166644




TRIM,F MAPLE 3/16X96 ***NO LONGER AVAILABLE***

0166719



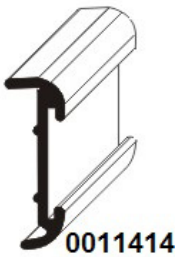
TRIM,F NORTH RIDGE MAPLE 5/32X8'

0197646



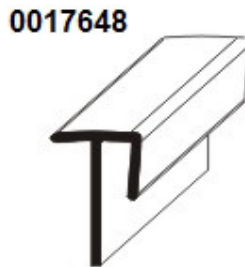
TRIM,F SIERRA MAPLE .16X8

0011414




TRIM,FLAT OFFSET CW 1-3/16" ***NO LONGER AVAILABLE*** **CAN USE 0063433 WHITE*** W/INSERT K-115 16"PC

0017648



TRIM,F-MOLD 3/16X8' OUTSD CRNR

0178177



TRIM,GIMP COVE FLEX .88 TAMPA TAN

0164135



TRIM,GIMP COVE FLEX 7/8 ALMOND

0045413



TRIM,GIMP COVE FLEX ELM 7/8" 578 J-SRS

0035246



TRIM,GIMP COVE FLEX TAN X-123

0058799




TRIM,GIMP COVE FLEX WHITE 7/8"

0191067



TRIM,GIMP COVE FLEXIBLE 7/8 GRAY


0185329



TRIM,GIMP COVE FLEXIBLE 7/8 RIVER OAK

Decor

0712071




TRIM,GIMP FLEX .19 FAUX SWIRL
2006

0712113




TRIM,GIMP FLEX .19 WHITE-
HOLLOW 1995-TRUCK CAMPERS
STARCRAFT #22041192

0204231




TRIM,GIMP FLEX .88 OUTBACK
CHERRY

0204232



TRIM,GIMP REVERSE COVE .5 OUT-
BACK CHERRY

0178176




TRIM,GIMP REVERSE COVE .5 TAMPA
TAN

0191068




TRIM,GIMP REVERSE COVE 1/2 GRAY

0185372



TRIM,GIMP REVERSE COVE 1/2 RIVER
OAK

0059413



TRIM,GIMP REVERSE COVE FLEX
WHITE 1/2" ***NO LONGER AVAIL-
ABLE***

0063759




TRIM,J-MOLDING SHANNON OAK
NO LONGER AVAILABLE 7/16X1
PVC 8'

0198233




TRIM,MIRROR BROWN SUGAR 8'

0204151



TRIM,MIRROR CHERRY STAIN 8' C1


0182781



TRIM,MIRROR MANCHESTER OAK
NATURAL TOUCH 96"


Decor

0187859




TRIM,MIRROR MONTEREY MARBLE
NO LONGER AVAILABLE 96

0197190




TRIM,MIRROR OLD WORLD FOSSIL 8'

0202194




TRIM,MIRROR OLD WORLD FOSSIL
99"

0197655



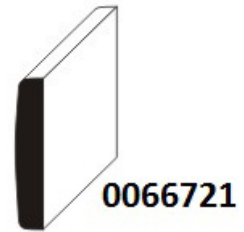
TRIM,MIRROR PASSAGES COBBLE-
STONE 8'

0197654




TRIM,MIRROR SIERRA MAPLE 8'

0066721




TRIM,MOLDING STICK-ON 1" WHITE
NO LONGER AVAILABLE **CAN
USE 0084524*** (SOLD BY 60' PER
ROLL)

0199716




TRIM,OGEE BROWN SUGAR 1.00X.75
WITH .18X.05 DADO

0199325




TRIM,OGEE BROWN SUGAR 1.75X.75

0203235



TRIM,OGEE CHERRY STAINED
1.75X.75X8'

0184990



TRIM,OGEE PROVINCIAL GLAZED
MAPLE NATURAL TOUCH CREATIVE
WOODS 1-3/4X3/4 *COLOR MAY DIF-
FER SLIGHTLY

0063757



TRIM,PVC INSIDE CNR SHN OAK
NO LONGER AVAILABLE 1992


0199163



TRIM,R TAHOE DECO BROWN SUG-
AR 2.25X.96.00


Decor

0180469




TRIM,RAIL TAHOE DECO CONCORD CHERRY 2.25X96

0182778



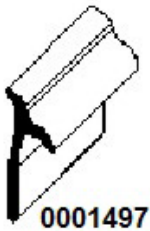
TRIM,RAILS TAHOE DECO MAN-CHESTER OAK NATURAL TOUCH 2-1/4X96

0182779




TRIM,RAILS TAHOE DECO PROVINCIAL GLAZED MAPLE NATURAL TOUCH 2-1/4X96

0001497




TRIM,REVERSE COVE FLEX 1/2 ***NO LONGER AVAILABLE*** **CAN USE 0059413 WHITE*** ELM 380 (FOR COUNTERTOP)

0191768



TRIM,SHELF EDGE RIVER OAK 3/8X96

0198383




TRIM,T BRONZE FUSION .63 MOULDING WITH BEVELED EDGE

0198384




TRIM,T BRONZE FUSION 1" MOULDING WITH BEVELED OFFSET

0187930




TRIM,T CASA ARENA 1" MOULD WITH BEVELED EDGE

0176825




TRIM,T CONCORD CHERRY 1" MOLDING WITH BEVELED OFF-SET

0187830




TRIM,T GRAY 1" MOLD WITH BEVELED OFFSET

0189013



TRIM,T GRAY 5/8 MOLD WITH BEVELED EDGE


0187762



TRIM,T HOUSE ROCK 1 MOLD WITH BEVELED OFF-SET


Decor

0187570




TRIM,T HOUSE ROCK 1/2 MOLD

0187571




TRIM,T HOUSE ROCK 5/8 MILD

0193921




TRIM,T HUNTINGTON MAPLE .63 MOLDING WITH BEVELED EDGE

0193922




TRIM,T HUNTINGTON MAPLE 1" MOLDING WITH BEVELED EDGE OFFSET

0183627




TRIM,T MANCHESTER OAK NATURAL ***NO LONGER AVAILABLE*** TOUCH 5/8 MOLD WITH BEVELED EDGE

0183630




TRIM,T MANCHESTER OAK NATURAL TOUCH 1 MOLD WITH BEVELED OFF-SET

0183623




TRIM,T MANCHESTER OAK NATURAL TOUCH 1/2 MOLD

0193924



TRIM,T MILANO BROWN .63 ***NO LONGER AVAILABLE*** **CAN USE 0193923*** MOLDING WITH BEVELED EDGE

0193923



TRIM,T MILANO BROWN 1" MOLDING

0192509




TRIM,T MILANO QUARTZ 1" MOLD WITH BEVELED OFFSET

0192510



TRIM,T MILANO QUARTZ 5/8 MOULD WITH BEVELED EDGE

0176826



TRIM,T MOLD CONCORD CHERRY .5 (SOLD PER FOOT)


Decor

0194122




TRIM,T MOLD MILANO QUARTZ .5"

0192217




TRIM,T NICKEL EVOLV 1" MOLD WITH BEVELED OFF-SET

0192218




TRIM,T NICKEL EVOLVE .63 MOLD WITH BEVELED EDGE

0166458




TRIM,T NORTH RIDGE MAPLE 1/2"

0183631




TRIM,T PROVINCIAL GLAZED MAPLE NATURAL TOUCH 1" MOLDING WITH BEVELED OFFSET

0183624



TRIM,T PROVINCIAL GLAZED MAPLE NATURAL TOUCH 1/2

0183628



TRIM,T PROVINCIAL GLAZED MAPLE NATURAL TOUCH 5/8 MOLD WITH BEVELED EDGE

0193295




TRIM,T SANDY TOPAZ 1" MLD +

0193412




TRIM,T SANDY TOPAZE .50" MLD

0193296



TRIM,T SANY TOPAZ .63" MILD

0197643



TRIM,T SIERRA MAPLE .5 MOLD


0165149



TRIM,T-MOLD 1/2 FAIRFIELD OAK
NO LONGER AVAILABLE


Decor

0180504




TRIM,T-MOLD CONCORD CHERRY
5/8 MOLDING WITH BEVELED EDGE

0166647



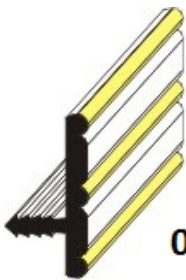
TRIM,T-MOLD MAPLE 9/16

0176824



TRIM,T-MOLD NORTH RIDGE MAPLE
1" WITH BEVELED OFFSET

0070519



0070519

TRIM,T-MOLDING 1-1/16" ***NO LONGER AVAILABLE*** GOLD/OAK

0056879



0056879

TRIM,T-MOLDING 5/8 86 GOLD/OAK
NO LONGER AVAILABLE TEE

0068133



0068133

TRIM,T-MOLDING 7/8 SOFT GRAY
NO LONGER AVAILABLE

0051690



0051690

TRIM,T-MOLDING BEIGE FOR TABLE
& COUNTER TOP EDGE 13/16

0070443



0070443

TRIM,T-MOLDING GRAY 1/2 ***NO LONGER AVAILABLE*** X-D1193G


0059004



0059004

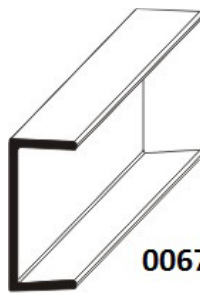
TRIM,T-MOLDING WOODGRAIN
1/2" ***NO LONGER AVAILABLE***
REPLACED BY 0165149* 1500' ROLL
JAY OAK

0168050



TRIM,U-CHANNEL ALMOND 1-1/8X8'


0067455



0067455

TRIM,U-CHANNEL BEIGE 1-1/8X8'
NO LONGER AVAILABLE DES


0173771



TRIM,U-CHANNEL CONCORD CHERRY
.13X12'


Decor

0173769




TRIM,U-CHANNEL CONCORD CHER-
RY .88X12'

0173770




TRIM,U-CHANNEL CONCORD CHER-
RY 1.13X88"

0084334




TRIM,U-CHANNEL LIGHT OAK
1/2X96

0167883




TRIM,U-CHANNEL MAPLE 3/4"X12'
(SOLD BY 12' PIECE)

0166645




TRIM,U-CHANNEL MAPLE 5/32X96"
NO LONGER AVAILABLE

0072830



TRIM,U-CHANNEL NEW WHITE
1.13X8'

0153576



TRIM,U-CHANNEL WHITE 5/32X8'

0063754




TRIM,WOOD 1" SHN OAK 8'PC ***NO
LONGER AVAILABLE*** 1992

0063755



TRIM,WOOD SHOE BASE SHANNON
OAK 8' 1992

0201984



VINYL,MONTEREY CAMEL 64981CA +

Doors & Drawers

0204997




BASKET,PANTRY SLIDEOUT RACK SYSTEM 4 SIDES 4" DEEP

0238015



CATCH,GRABBER 10LB SOUTHCO C3-12-10

0057633



CATCH,ROLLER DOUBLE WITH STRIKE

0214242



GUIDE,DOOR WARDROBE STY:51

0217099



BASKET,PLOUT WIRE 12.00X18.00+

0168977



CATCH,MAGNETIC WITH STRIKE BROWN

0209698



DOOR,CHINA SQUARE MITER WASHINGTON CHERRY GLAZED MAPLE 12.25X63.25 SIDE HINGE WITH LVR TOP AND BOTTOM 3" MITER

0012317



GUIDE,DRAWER (DRAWER PART) ***NO LONGER AVAILABLE*** **CAN TRY ON LINE GOGGLE "DELTA DRAWER GUIDE"***

0012222



CATCH,BULLDOG ***USE 0017745***

0213243



CATCH,ROLLER DOUBLE AND STR HD

0208371



DOOR,RAISED PANEL SQUARE MITER CARMEL GLAZE MAPLE 14.75X20.75 SIDE HINGE 3" MITER

0025812



GUIDE,DRAWER (DRAWER PART) ***NO LONGER AVAILABLE*** **CAN USE 0012317*** PLASTIC SLIDE OLD STYLE

Doors & Drawers

0150095



GUIDE,DRAWER (DRAWER PART)
EURO STYLE LEFT 14" ALMOND

0150094




GUIDE,DRAWER (DRAWER PART)
EURO STYLE RIGHT 14" ALMOND

0150097



GUIDE,DRAWER (WALL PART) EURO
STYLE LEFT 14" ALMOND

0012318



GUIDE,DRAWER (WALL PART) MALE
2-PIECE DELTA ***MINIMUM ORDER
QTY. IS 600 PCS.***

0198727



GUIDE,DRAWER 10" BALL BEARING
35MM 50# (SET=2-CABINET MEMBER
AND 2-DRAWER MEMBER SLIDES)

0225377



GUIDE,DRAWER 10" BALL BEARING
35MM 75#

0201938



GUIDE,DRAWER 10" BALL BEARING
45MM 100#(SET=2-CABINET MEMBER
AND 2-DRAWER MEMBER SLIDES)

0198726



GUIDE,DRAWER 12" BALL BEARING
35MM 50# (SET=2-CABINET MEMBER
AND 2-DRAWER MEMBER SLIDES)

0225378



GUIDE,DRAWER 12" BALL BEARING
35MM 75#

0198725



GUIDE,DRAWER 14" BALL BEARING
35MM 50# (SET=2-CABINET MEMBER
AND 2-DRAWER MEMBER SLIDES)

0225379



GUIDE,DRAWER 14" BALL BEARING
35MM 75#(CONSISTS OF 2-CABINET
AND 2 DRAWER MEMBER SLIDES)

0198722



GUIDE,DRAWER 20" BALL BEARING
35MM 50# (SET=2-CABINET MEMBER
AND 2-DRAWER MEMBER SLIDES)

Doors & Drawers

0225382



GUIDE,DRAWER 20" BALL BEARING
35MM 75#

0203538



GUIDE,DRAWER 24" BALL BEARING
57.96MM 200# HEAVY DUTY FULL
EXTENSION

0190449



GUIDE,DRAWER CAB MEMBER
10.00X45MM BALL BEARING 100#

0190450



GUIDE,DRAWER CABINET MEMBER
12.00X45MM BALL BEARING 100#

0190451



GUIDE,DRAWER CABINET MEMBER
14.00X45MM BALL BEARING 100#

0085144



GUIDE,DRAWER DELTA 11-1/2

0064930



GUIDE,DRAWER DELTA 13-3/4

0064934



GUIDE,DRAWER DELTA 17-1/4

0190444



GUIDE,DRAWER MEMBER
10.00X45MM BALL BEARING 100#

0190446



GUIDE,DRAWER MEMBER
14.00X45MM BALL BEARING 100#

0190447



GUIDE,DRAWER MEMBER
18.00X45MM BALL BEARING 100#

0190448



GUIDE,DRAWER MEMBER
20.00X45MM BALL BEARING 100#

Doors & Drawers

0057715



GUIDE,DRAWER RH REAR F/EURO SLIDE 640R-2-50

0089026



GUIDE,PANTRY HEAVY DUTY 15-1/2"

0204070



HINGE,3.50 NON-MORTISE SATIN NICKEL

0150535



HINGE,CABINET BRIGHT BRASS

0015793



GUIDE,DRAWER(DRAWER PART)DELTA GUIDE (GALATIACA SPACESHIP)

0214243



HANGER,ROLLER DOOR WARDROBE 52

0012210



HINGE,CAB BUTT BRASS 1-1/2X1-1/2 H112X112B

0207195



HINGE,CABINET HIDDEN 2-WAY FULL WRAP .5 OVERLAY FOR .71 FACE FRAME WITHOUT PLASTIC DOWELS (NEEDS 0713610 1.38 FORSTNER)

0150096



GUIDE,DRAWER/CABINET RIGHT HAND 14.00 ALMOND EURO STYLE

0237932



HINGE,3.5 NON-MORTISE BROWN

0192919



HINGE,CAB HIDDEN SNKL 3450-WD

0226939



HINGE,CABINET HIDDEN 6-WAY CUP .5 OVERLAY 110-DEGREE

Doors & Drawers

0203289



0203289

HINGE,CABINET KNIFE NICKEL
.31 ---REPLACED BY 0234665 WHEN
STOCK IS DEPLETED---

0188400



HINGE,CABINET OIL RUBBED
BRONZE H78

0175409



HINGE,CABINET SATIN NICKEL
H78SN

0183543



0183543

HINGE,DOOR BATH ANTIQUE BRASS

0051714



0051714

HINGE,DOOR BATHROOM BRASS

0205959



0205959

HINGE,SPRING LOADED OVERHEAD
DOOR ZINC

0207513



HINGE,TIP OUT 3.75X1.75X.88 NICKLE
(PAIR)

0205972



0205972

HOOK,CUP .88 NICKEL (SET=10)


0710202

0710202



KNOB,ANTIQU BRASS SMOOTH

0014239



0014239

KNOB,ANTIQU ENGLISH J-SRS
NO LONGER AVAILABLE
DEALER CAN GET LOCAL

0191836

0191836



1-1/4" DIA

KNOB,DOOR BLACK ROUND 1-1/4

0214080

0214080



KNOB,DRAWER ANTIQU PEWTER
ROUND K-9206-APH

Doors & Drawers

0223263



0223263
KNOB, DRAWER BLACK WEATHERED IRON A7506

0186054



0186054
KNOB, DRAWER SATIN NICKEL DIMPLED

0180124



0180124
KNOB, DRAWER SATIN NICKEL SMOOTH

0204423



0204423
KNOB, DRAWER SATIN NICKEL SMOOTH ROUND 1.25" DIAMETER 1" HEIGHT

0209306



0209306
KNOB, DWR BLK RUSTICA RND +

0069945



0069945
KNOB, PORCELAIN WHITE FOR ***NO LONGER AVAILABLE*** 25TH ANNIVERSARY UNIT

0183691



0183691
LATCH, DOOR KNOB STAINLESS STEEL PRIVACY LS-C3-SS

0218809



0218809
LATCH, DOOR LEVER SATIN NICKEL PRIVACY 707

0193352



0193352
LATCH, DUAL ACTION BLACK PLASTIC SLIDER (LATCH SIZE AND STYLE MAY VARY, PER SUPPLIER)

0192708



0192708
LATCH, THUMB LOCK BLACK 1.38" BARREL

0038553



0038553
MINI-STRUT, GOLD W/METAL SLEEVE (SAME AS 0713632, EXCEPT GOLD)

0008860



0008860
PAD, BUMPER FELT-DOOR/DRAWER (SET=10)

Doors & Drawers

0088466



PULL,BRASS 3" LARGE LION'S PAW

0081880



PULL,BRASS 3" SML LION'S PAW

0066414



PULL,BRASS P15016B 1993 ***NO LONGER AVAILABLE***

0057636



PULL,BRASS P-2983 1991

0183669



PULL,DOOR ANTIQUE BRASS 3"

0054784



PULL,DOOR BRIGHT BRASS P18224B ***NO LONGER AVAILABLE*** 1990

0220408

0220408



PULL,DOOR BRUSHED SATIN NICKEL STYLE: P214SN

0197657



PULL,DOOR CABINET BRUSHED SATIN NICKEL

0201797



PULL,DOOR CABINET BRUSHED SATIN NICKEL 3" ETCHED

0198348



PULL,DOOR CABINET NICKEL SQUARE END

0207232



PULL,DOOR CABINET SATIN NICKEL 3.75 SPACING HUDSON COLLECTION

0160451



PULL,DOOR EDGE SLIDE LOCK

Doors & Drawers

0054786



PULL,DOOR OAK HANDLE P50120B
1990

0017752



PULL,DOOR OAK/ANTIQU BRASS
NO LONGER AVAILABLE OH
CABINET 1985

0165607



PULL,DOOR STRAIGHT LEAF WIND-
SOR ANTIQUE

0207131




PULL,DOOR WEATHERED IRON
SCROLL/'S' STYLE 3" SPACING

0220414



PULL,DR ORBRZ STY: P3011ORB

0011181



PULL,FINGER .75" BRASS

0712232

0712232



PULL,FINGER 2.5" ANTIQUE BRASS

0711192




PULL,FINGER 2.50" SATIN CHROME

0150517



PULL,WIRE BRASS

0218330



SHELF,SUPPORT WASHINGTON
CHERRY GLAZED MAPLE 5X6 HARD-
WOOD

0183031



SOCKET,END 1 PIECE LEFT FOR EURO
GUIDE

0183030



SOCKET,END 1 PIECE RIGHT FOR
EURO GUIDE

Doors & Drawers

0150092



SOCKET,END ADJUSTABLE LEFT FOR EUROPEAN STYLE DRAWER GUIDES

0150093



SOCKET,END ADJUSTABLE RIGHT FOR EUROPEAN STYLE DRAWER GUIDES

0199579



SOCKET,END BALL BEARING DRAWER GUIDE 45MM 100#

0186473



SOCKET,END BALL BEARING DRAWER GUIDE 45MM 100# (SET=2)

0198719



SOCKET,END BALL BEARING DRAWER GUIDE FOR 35MM 50# (SET=2) (NLA WHEN STOCK IS DEPLETED)

0238016



STRIKER,LATCH HD SOUTHCO C3-77

0713632



STRUT,MINI SILVER W/METAL SLEEVE (SAME AS 0038553, EXCEPT SILVER)

0152175



TAPE,DOUBLE FACE 1/32X1/2X216'

0015801



TRACK,DRAWER GUIDE JAYCO 19-1/4

Electrical

0081194



ADAPTER,SNAP-IN CONDUIT BLUE
1/2"

0154682



BAR,GROUND 10-WAY 12-VOLT

0230707



BASE,SWITCH DOUBLE BLACK

0200880



BEZEL,3 GANG ALMOND HOME
SERIES MFG# AH-BZL-3-8

0200884



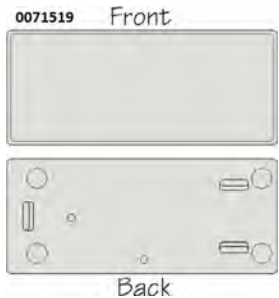
BEZEL,DOUBLE GANG ALMOND
"CEILING LT & PORCH LT" HOME
SERIES MFG# PA2520-261-50

0200879



BEZEL,DOUBLE GANG ALMOND
HOME SERIES MFG# AH-BZL-2-8

0071519



BEZEL,PLASTIC FOR MONITOR PNL
0071518 W/OUT HOUR METER

0154579



BEZEL,ROCKER SWITCH SINGLE
WHITE

0200878




BEZEL,SINGLE GANG ALMOND
HOME SERIES MFG# AH-BZL-1-8

0166567



BEZEL,SPEAKER STANDOFF OCTA-
GON 1.75X7.31X7.31 .13 NEW WHITE
ABS HAIRCELL

0230708



BEZEL,SWITCH BLACK

0161882

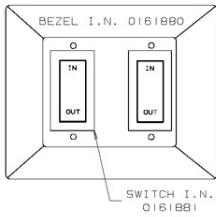


BEZEL,SWITCH SLIDEOUT SINGLE

Electrical

0161880

0161880



BEZEL,SWITCH SLIDEUOT DOUBLE

0150255



BOX,RECEPT 2.25X4.25X2.75 USA

0011209



BOX,RECEPT OUTSIDE SM PL 7060

0157061



BREAKER,AUTO RESET CARSON
NO LONGER AVAILABLE 1731-0634

0157017



BOOSTER,CONVERTOR TODD ADV-2
NO LONGER AVAILABLE (AUTO DUAL VOLTAGE CONTROLLER FOR B SERIES)

0040600



BOX,RECEPT GFI CSA PLASTIC

0085632



BRACKET,LICENSE LIGHT MOUNT
2-BULB

0082665



BREAKER,CIRCUIT 5AMP HYD-FLAME

0151712

0151712



BOX,JUNCTION CEILING FAN 1-1/2 OCTAGON

0011205



BOX,RECEPT GFI USA PLASTIC WARE
3

0155462



BREAKER,AUTO RESET 20 AMP SPADE ATC

0088273



BREAKER,CIRCUIT 15/20 AMP ***NO LONGER AVAILABLE*** CARSON

Electrical

0011220



BREAKER,CIRCUIT DBL 15-15AMP
DUPLICATE OF 0150564 **NO
LONGER AVAILABLE*** **DEALER
CAN GET LOCAL***

0026300



BREAKER,CIRCUIT DBL 20-20AMP
120V BRYANT/WESTINGHOUSE

0154840



BREAKER,CIRCUIT DOUBLE
15/20AMP 120V HOMELINE

0017261



BREAKER,CIRCUIT MINI 20 AMP
NO LONGER AVAILABLE LOW
VOLTAGE CB20

0011214



BREAKER,CIRCUIT DBL 15-15AMP
120V BR SER BRYANT/WESTING-
HOUSE

0026301



BREAKER,CIRCUIT DBL 30-15AMP
120V BRYANT/WESTINGHOUSE

0150565



BREAKER,CIRCUIT DOUBLE 15-20
NO LONGER AVAILABLE
SQUARE-D TYPE QUICK OPEN

0011218



BREAKER,CIRCUIT MINI 40AMP
NO LONGER AVAILABLE LOW
VOLTAGE

0011213



BREAKER,CIRCUIT DBL 15-20AMP
120V BRYANT/WESTINGHOUSE

0154841



BREAKER,CIRCUIT DOUBLE
15/15AMP 120V HOMELINE

0151856



BREAKER,CIRCUIT DOUBLE
30/15AMP CSA

0017262



BREAKER,CIRCUIT MINI 50 AMP CB50

Electrical

0011210



BREAKER,CIRCUIT SINGLE 15AMP
120V BRYANT/WESTINGHOUSE
HOMELINE

0011211



BREAKER,CIRCUIT SINGLE 30AMP
NO LONGER AVAILABLE 120V
BRYANT/WESTINGHOUSE HOME-
LINE

0218599



BREAKER,RESET AUTO 7.5A SPADE
ATC

0017568



BULB,LIGHT 1141 12V (SET=5)

0017278



BREAKER,CIRCUIT SINGLE 20 AMP
120 BRYANT/WESTINGHOUSE
HOMELINE

0155461



BREAKER,RESET AUTO 12.5 AMP
SPADE

0201200



BREAKER,RESET AUTO 80 AMP 12
VOLT BUSSMAN 181-080-F-01-1

0219558



BULB,LIGHT 12V 55W CLEAR H1
HALOGEN

0048098



BREAKER,CIRCUIT SINGLE 30AMP
NO LONGER AVAILABLE
DEALER CAN GET LOCAL
DUPLICATE OF 0173373

0218600



BREAKER,RESET AUTO 5-AMP SPADE
ATC

0173464



BREAKER,RESET AUTO BUSSMAN 120
AMP 181-120-F-01-1

0072889



BULB,LIGHT DOUBLE ELEMENT
NO LONGER AVAILABLE
DEALER CAN GET LOCAL T3157
(SET=5)

Electrical

0026338



BULB,LIGHT J128 12V 13W JENSEN
ROUND BAR LIGHT WHITE RP1041B

0213920



CLIP,LIGHT ROPE .88 LONG .5 BASE
(SET=25)

0209671



CONNECTOR,G4 TERMINATOR DROP
TAP SPYDER/EPS 70975

0059689



CONNECTOR,ROMEX 1/2" PLASTIC

0227490



BULB,LT 2937 40W CLR

0212624



CONE,VENT BATTERY BOX 1.75
WHITE PLASTIC

0231003



CONNECTOR,KIT ROPE LIGHT ITC
SOFT TOUCH (SFTLED-PC8)

0011239



CONNECTOR,ROMEX 3/4

0156310



CENTER,LOAD 30AMP PLACTIC CSA
NO LONGER AVAILABLE W/12V
PANEL

0211978



CONNECTOR,G4 COMMON DRP
TAP +

0205643



CONNECTOR,KIT ROPE LIGHT ITC
SOFT-TOUCH STYLE: SFTKIT-01

0052867



CONVERTOR,31 AMP PD7231

Electrical

0067546



CORD,COILED FOR BED END LIGHT

0082978



CORD,COILED W/PLUG FOR BUNK LIGHT

0065491



COUPLER,CONDUIT 1/2 THREADED ***NO LONGER AVAILABLE***
DEALER CAN GET LOCAL TC501

0048608



COVER,4" SQUARE METAL

0160838



COVER,BOX 4.56X4.62 WEATHER PROOF ALUMINUM WITH GASKET

0059256



COVER,RECEPT OUTSIDE GRAY CSA ***NO LONGER AVAILABLE*** ***CAN USE 0058079***

0058079



COVER,RECEPT OUTSIDE WHITE PLASTIC TRADITIONAL STYLE

0153622




COVER,RECEPT SINGLE FLUSH-MOUNT ***NO LONGER AVAILABLE*** **DEALER CAN GET LOCAL*** WHITE

0161145




COVER,RECEPTACLE OUTSIDE WHITE PLASTIC DECOR STYLE

0173006



COVER,WIRE 1.13X96 SELF ADHESIVE

0182790



COVER,WIRE FOLD-DOWN ROOF NEW WHITE 1.25X.63X96"

0011283



FUSE HOLDER,20 AMP IN-LINE

Electrical

0050087



FUSE HOLDER,5 AMP BLADE W/FUSE

0035529



FUSE PANEL,9-POSITION PBB9-15
NO LONGER AVAILABLE **CAN
USE 0089884** PLASTIC FOR 40-50
AMP

0011278



FUSE,15AMP AGC-15 RND (SET=5)

0038536

0038536



FUSE,15AMP ATC-15 SPADE (SET=5)

0083743

0083743



FUSE,2AMP GLASS GMA-2 (SET=5)

0056582

0056582



FUSE,30AMP ATC-30 SPADE (SET=5)
NO LONGER AVAILABLE
DEALER CAN GET LOCAL

0052230

0052230




FUSE,5AMP ATC-5 SPADE (SET=5)

0065650



FUSE,AMP ATC-1 SPADE

0081454



FUSE,TOILET 3-AMP 250V BUSS F/
THETFORD CASSETTE TOILET (RE-
PLACES 2-1/2 AMP FUSE)

0193895

0193895



GLOBE,LIGHT GLASS ALABASTER 8.00
W/CENTER HOLE STYLE: G2010

0012272


0012272



GROMMET,PLASTIC .5X1 (SET=10)

0710256

0710256



HARNES, WIRE CAMPER CAR PORTION
W/TAI

Electrical

0219213



HARNESS,4-WAY TRAILER PLUG 96" WITH BRACKET AND 2-DECAL

0160677



HARNESS,WIRE GENERATOR 30" PIG-TAIL W/PROTECTIVE COVER

0210190



HOUSING,CAP 3-WAY AMP +

0228160



INLET,50AMP LED WATERPROOF BLACK PLASTIC DISASSEMBLED

0231417



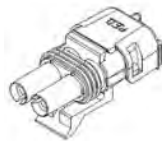
HARNESS,POWER CAMERA OBSERVATION VOYAGER 4-WAY SPLITTER TO CAMERAS FOR AOM7694 SYSTEM

0165464



HARNESS,WIRE TRAILER SIDE 6-WAY (WITH BRAKE 204" 16/3 BONDED WITH 204"X10-GAUGE RED WITH 60" 12-GAUGE BLUE)

0200996



0200996

HOUSING,FEMALE 2-WAY MFG# DELPHI 12015792 WEATHER-PACK SEALED

0218490



INLET,50AMP LED WTRPF WHT +

0083508



HARNESS,RELAY POWER LFT SYSTEM

0154801



HOLDER,FUSE BLADE 30AMP W/CAP, W/10 GAUGE LEADS GREEN

0226339



INLET,30AMP LED WTRPF WHT +

0219552



INLET,50AMP LED WTRPF WHT +

Electrical

0188023



INVERTER,1000 WATT PUR SINE WAVE XANTREX PRO-SINE

0180964



ISOLATOR,STUD 5/16

0051914



LENS,ASSIST HANDLE BAR CHROME
NO LONGER AVAILABLE
RECESSED LIGHTED SNAP-IN TYPE
BARGMAN 32

0082975



LENS,BUNK LIGHT SOFT POLY COMMAND

0082976



LENS,CEILING LIGHT ACRYLIC CMD

0053107




LENS,CEILING LIGHT FOR 771/772
1990

0017112




LENS,CEILING LIGHT JENSEN FOR
4001 & 4002 LIGHTS

0026260



LENS,CEILING LIGHT OPTIC CENTER
DOME PROGRESSIVE DYNAMICS

0049965



LENS,FLUORESCENT LIGHT FOR 736

0232394



LENS,LIGHT CEILING LED FROSTED
PLASTIC 4.5 DIAMETER

0500054



LENS,LIGHT FLOURESCENT WHITE
14X5-1/2 (VENDOR #30504021) FOR
LIGHT 0153348

0157821



LENS,LIGHT HALOGEN 10 WATT
NO LONGER AVAILABLE (FOR
#0151686 LIGHT)

Electrical

0210723



LENS,LT TWIST HLGN 20W STRAT (OPTRONICS) ALABASTER FROSTED

0026262



LENS,OPTIC FOR CEILING LIGHT BARGMAN 30-74-016 (FOR 0011310 LIGHT)

0161941



LENS,SINGLE CLEAR OPTIC MEGASTAR AERODYNAMIC

0161942



LENS,SINGLE FROST MEGASTAR AERODYNAMIC

0171448



LENS,SINGLE OPTIC OMEGA

0181382




LENS,SINGLE OPTIC OMEGA IMPORTED

0026263



LENS,WHITE FOR CEILING LIGHT ***NO LONGER AVAILABLE*** BARGMAN (FOR 0013741 LIGHT)

0069952



LIGHT,BATH 12V 523 PB-DL

0037671



LIGHT,BATH WALL MOUNT 12V 1311X2 '87 MH/TT/FW (NEEDS 1-0011223 BULB)

0050235



LIGHT,BULLET SWIVEL SINGLE OAK ***NO LONGER AVAILABLE*** ROCKER SWITCH

0081899



LIGHT,BUNK W/6' CORD ACRYLIC ***REPLACED BY 0154735***

0081658



LIGHT,BUNK W/6' CORD W/POLY LENS ***REPLACED BY 0154735***


Electrical

0200109



LIGHT,CEILING 4.25X13.25 DINETTE
NO LONGER AVAILABLE **CAN
USE 0200110*** LOW PROFILE SATIN
NICKEL CHROME

0013742



LIGHT,CEILING DOUBLE DOME
NO LONGER AVAILABLE NON/
OPTIC LENS BARGMAN 30-73-302

0156242



LIGHT,CEILING DOUBLE MEGASTAR
W/JACK & W/O LENS (CAN USE
0161941 OR 0156244 LENS) (REPLACE-
MENT BULB 0071087)

0081894



LIGHT,CEILING DOUBLE WITH
ACRYLIC LENS

0205895



LIGHT,CEILING ANTIQUE SILVER 11"
WITHOUT GLASS 12 VOLT

0011311



LIGHT,CEILING DOUBLE DOME
NO LONGER AVAILABLE W/OPT-
IC LENS 12V BARGMAN 30-74-302

0156241




LIGHT,CEILING DOUBLE MEGASTAR
WHITE WITHOUT LENS (REPLACE-
MENT BULB #0071087 AND SWITCH
#0500140)

0045649



LIGHT,CEILING GOLD 6-BULB ***NO
LONGER AVAILABLE*** JENSEN
4406SG

0048576



LIGHT,CEILING BRASS 6-SIDED
3-BULB 1318GX8 (88 ANNIVERSARY
& 89 DESIGNER) (NEEDS 3-0017568
BULBS)

0054253




LIGHT,CEILING DOUBLE DOME W/
OPTIC CENTER LENS

0151471



LIGHT,CEILING DOUBLE W/ACRYLIC
LENS AND SOCKET

0054371



LIGHT,CEILING ICE CUBE 1202PB
NO LONGER AVAILABLE 1990
(NEEDS 2 LIGHT BULBS 0057194)

Electrical

0210216



LIGHT,CEILING LED RECESSED 2.5
DIAMETER LENS

0230935



LIGHT,CEILING LED RECESSED 3"
DIAMETER 3000K 9 LED WITH LENS
SPRING CLIP

0205156



LIGHT,CEILING LED RECESSED 4.75"
DIAMETER LENS

0232360



LIGHT,CEILING LED ROUND 4.5
DIAMETER SURFACE MOUNT WHITE
WITH SWITCH WITHOUT LENS

0209302



LIGHT,CEILING PENDANT WEATH-
ERED IRON 55 B550XZ63 (NO RE-
PLACEMENT PARTS AVAILABLE)

0193894



LIGHT,CEILING SATIN NICKEL SOFA
WITHOUT GLASS 12 VOLT

0013741



LIGHT,CEILING SINGLE DOME ***NO
LONGER AVAILABLE*** NON/OPTIC
LENS BARGMAN 30-74-303 (0026263 IS

0054252



LIGHT,CEILING SINGLE DOME W/
OPTIC CENTER LENS

0156240



LIGHT,CEILING SINGLE MEGASTAR
WHITE WITHOUT LENS (REPLACE-
MENT BULB 0071087 AND SWITCH
#0500140)

0081893



LIGHT,CEILING SINGLE WITH
ACRYLIC LENS (REPLACEMENT
PARTS 0082976 LENS AND 0071087
BULB)

0207134



LIGHT,CEILING WEATHERED IRON
11" WITHOUT GLASS

0207135



LIGHT,CEILING WEATHERED IRON
SCALLOPED ARM WITHOUT GLASS

Electrical

0210824



LIGHT,CEILING WEATHERED IRON WITH 8-GLASS DOME

0181268




LIGHT,CHANDELIER ANTIQUE BRASS ***NO LONGER AVAILABLE***
DEALER WILL NEED TO MATCH AT LOCAL HARDWARE

0210823



LIGHT,CLG ANTQS W/8 ALAB GL +

0014442



LIGHT,CLOSET A4024 1986-88

0050443



LIGHT,CLOSET PD-210-113 1989

0056102



LIGHT,CLOSET PD210-213 ***NO LONGER AVAILABLE***

0089110



LIGHT,COURTESY AMBER LED BLACK BASE

0053504



LIGHT,COURTESY ROUND W/ CHROME PLATE

0081146



LIGHT,COURTESY SQ BLACK 2X2
NO LONGER AVAILABLE
***NO DIRECT REPLACEMENT LINE CHANGED TO 0089110 IN 1997 ON

0153327



LIGHT,COURTESY WHITE LED BLACK BASE

0084149



LIGHT,DINETTE 3-BULB DOME 10" W/ ACRYLIC LENS LENS ONLY #0087932

0153060



LIGHT,DOME GALAXY DOUBLE 3-WIRE BLACK/GRAY RECESSED

Electrical

0157257



LIGHT,DOME MH ?-98 FORD/CHEVY
***NLA WHEN STOCK IS ALL**

0217735



LIGHT,DOME MINI SLIMLINE LED 3
-WIRE WITH SWITCH

0181378



LIGHT,DOUBLE WHITE OMEGA
WITH WHITE SWITCH BUT 0181382
LENS SOLD SEPERATE

0181379




LIGHT,DOUBLE WHITE OMEGA
WITHOUT LENS ROCKER SWITCH
WITH TERMINAL

0189162



LIGHT,FLOOD RECESSED MOUNT
WHITE 50 WATT ROUND SEALED
BEAM BLUE/WHITE BULB 3-29/32
AMP

0174381



LIGHT,FLUORESCENT 16.88X4.31 SUR-
FACE MOUNT (USES 16W/F85T BULB-
WHICH IS AVAILABLE LOCALLY)

0011312



LIGHT,FLUORESCENT THIN LITE
12IN 12V W/BULBS 112

0050108



LIGHT,FLUORESCENT W/SWITCH 732
NO LONGER AVAILABLE **CAN
USE 0151685*** 14-3/4"

0050107



LIGHT,FLUORESCENT W/SWITCH
736 20.5

0200099



LIGHT,FLUORESCENT WHITE FROST-
ED ROUNDED ON SIDES 12

0176433



LIGHT,HALOGEN 10W BRUSHED
NICKEL WITH SWITCH SURFACE
MOUNT

0205922



LIGHT,HALOGEN 10-WATT (CUTOUT
2.44") RECESSED/SPRING MOUNTING
CLIP/ALABASTER GLASS

Electrical

0183712



0183712

LIGHT,HALOGEN 10WATT OIL RUBBED BRONZE WITH SWITCH SURFACE MOUNT(LENS NOT AVAILABLE SEPERATE)

0198418



LIGHT,HALOGEN 3" RADIANCE RECESSED SCREW MOUNT WITH FROSTED GLASS

0239229



LIGHT,LED 4 WATT RECESSED WHITE 4.5" 3500K WITHOUT LENS (SGREW MOUNT)

0245010



LIGHT,LED 6W WHITE 9.25X3.75 3500K WITH LENS AND SWITCH PCJD01-008

0204537



LIGHT,HALOGEN 20 WATT RECESSED ***NO LONGER AVAILABLE*** **CAN USE 0222014/FITS SAME RECESSED HOLE BUT USES 3-MOUNT

0223317



LIGHT,HALOGEN 3" RADIANCE SPRING MOUNT/FROSTED GLASS

0245011



LIGHT,LED 4W WHITE 6X3.75 3500K WITH LENS AND SWITCH PCJS01-008

0089101



LIGHT,LICENSE PLATE W/BRACKET BLACK PLASTIC W/SELF RETAINING NUT AND CORRSION PROOF SOCKET

0222014



LIGHT,HALOGEN 20 WATT RECESSED 4.75" GLASS WITH SNAP IN LENS (3-MOUNTING SCREWS)

0205921



LIGHT,HALOGEN 3.56" 20 WATT RECESSED WITH SPRING MOUNTING CLIPS FROSTED GLASS

0239227



LIGHT,LED 6W WHITE 9.25X3.75 ***NO LONGER AVAILABLE*** **CAN USE 0245010*** 3500K WITH LENS AND SWITCH


0217763



LIGHT,RDNG 12V WEACP STY:L8137

Electrical

0218975



LIGHT,READING 12-VOLT SATIN NICKEL L8150

0212699



LIGHT,READING BULLET SATIN NICKEL 12V

0204451



LIGHT,READING EYEBALL SATIN NICKEL WITHOUT SWITCH

0214373



LIGHT,READING EYEBALL WEATHERED IRON NO SWITCH

0243483



LIGHT,READING LED BRUSH NICKEL FLEX ARM AND ACRYLIC BLACK LENS

0207136



LIGHT,READING WEATHERED IRON

0205350



LIGHT,ROPE 12V CLEAR NO TAB
NO LONGER AVAILABLE **CAN USE 0231002 LIGHT AND 2-0231003 CONNECTORS***

0207133



LIGHT,SIDE WALL WEATHERED IRON

0209299



LIGHT,SIDE WALL WEATHERED IRON

0181381



LIGHT,SINGLE WHITE OMEGA WITH TRMINAL WITHOUT LENS (ROCKER SWITCH)

0181380



LIGHT,SINGLE WHITE OMEGA WITHOUT LENS (ROCKER SWITCH)

0235220



0235220

LIGHT,STEP 4-LED STAINLESS STEEL SURFACE MOUNT 69365SS

Electrical

0211767



LIGHT,STEP LED OVAL WITH BEZEL
1.25X3 STAINLESS 069360SS

0202503



LIGHT,STOP/TURN/TAIL 7" ROUND
28 LED

0234743



LIGHT,STRIP 12" BLUE LED WITH 3M
TAPE AND 6' WIRE LEAD

0225518



LIGHT,STRIP 24" BLACK WITH BLUE
LED AND 3M TAPE AND 6' WIRE
LEAD

0207137



LIGHT,TABLE LAMP WEATHERED
NO LONGER AVAILABLE **CAN
USE 0194540*** IRON

0065771



LIGHT,TIFFANY FLUTED 110V 1993
NO LONGER AVAILABLE 1038
(NEEDS 4-0057194 BULBS)

0198424



LIGHT,VANITY ANTIQUE SILVER 15"

0200108



LIGHT,VANITY ANTIQUE SILVER 18"
WITH 3 FROSTED COSMETIC BULBS

0194048



LIGHT,VANITY OIL RUBBED BRONZE
18" 3 BULBS

0207132



LIGHT,VANITY WEATHERED IRON
15" 3 BULB

0209303



LIGHT,VNTY WEAIR 18" 3 BULB +

0215247



LIGHT,W MT SNKL W/SQ GL STY. +

Electrical

0050129




LIGHT,WALL MOUNT 12V 299DX2
BRIGHT BRASS 1989 (NEEDS 2-0011223
BULBS)

0214063



LIGHT,WALL MOUNT ANTENNA
SILVER WITH WHITE GLASS 51
542XYZ503

0200097



LIGHT,WALL MOUNT SATIN NICKEL
WITH GLASS SATIN NICKEL AND
CHROME ACCENT

0161366



METER,HR W/START STOP SW W
MT+ ***NO LONGER AVAILABLE***
CAN USE 0225685 BLACK

0059816



LIGHT,WALL MOUNT 12V BRASS
NO LONGER AVAILABLE

0200107




LIGHT,WALL MOUNT ANTIQUE SIL-
VER WITH GLASS

0068912



LOAD CENTER,110V 40AMP PLASTIC

0201597



MODULE,LIGHT FENDER W/WIRES

0065770



LIGHT,WALL MOUNT 12V BRASS 6"
1993 51-529XY CLEAR LENS (SAND
LENS NOT AVAILABLE)

0211935



LIGHT,WALL MOUNT SATIN NICKEL
NO LONGER AVAILABLE HAS
FROSTED GLASS 51 542XYZ500

0011232



LUG,GROUND COPPER

0220856



OUTLET,12-VOLT BLACK WITH FLIP
COVER FOR 1.12 MOUNTING HOLE
AND RETAINER NUT


Electrical

0081657



OUTLET,BUNK LIGHT

0155835



OUTLET,TV 12 VOLT WHITE

0058074



OUTLET,TV POWER BOOSTER 12V & SWITCHED CABLE & ANTENNA (IVORY) RV-7010

0067573



OUTLET,TV POWER BOOSTER 12V SWITCHED ANTENNA/CABLE W/ FUSE BROWN WINEGARD RV-7031

0165369



PANEL,FUSE 12 CIRCUT W/MALE SAFETY LOCK TERMINAL

0035528



PANEL,FUSE 6 CIRCUIT USA BLADE 8 WAY GROUND PBB6-15 (COVER ONLY # IS 0026065) ***FUSES ARE NOT INCLUDED***

0089884



PANEL,FUSE 9 CIRCUIT USA USES 2 30AMP AND 7 15AMP FUSES

0201254



PANEL,FUSE ATC 24-POSITION 2-BUSS WITH LID 3.25X5 30-AMP/ FUSE 200 AMP/TOTAL

0201203



PANEL,SWITCH INVERTER 3.75X 5.75 MAGNUM MFG#ME-RC

0081024



PIGTAIL,7-WAY TRAILER END 10' MALE-PLAIN ELK SUPPLY

0025997



PIGTAIL,7-WAY TRAILER END BARG-MAN 8'

0151703



PIGTAIL,FD CAR END 5-WAY RED/ BRN/GRN 16GA RED/WHITE 10GA

Electrical

0053616



PIGTAIL,FD CAR END 60-98-084 7'(6-PIN)

0088270



PIGTAIL,FD TRAILER END 5-PIN 6'

0011397



PIGTAIL,FD TRAILER END MOLDED PLUG (6-PIN)

0025938



PIGTAIL,FD TRAILER END OLD STYLE FITS IN FRAME,NO COVER

0153621



PLATE,RECEPT BLANK WHITE

0158548



PLATE,RECEPT SINGLE FLUSH MOUNT 15AMP WHITE RESIDENTIAL STYLE (VENDOR #SNAP-13)

0200888



PLATE,SWITCH MOUNTING 3 GANG ALMOND HOME SERIES MFG# AH-FLR-3-8

0200889



PLATE,SWITCH MOUNTING 4 GANG ALMOND HOME SERIES MFG# AH-FLR-4-8

0200887



PLATE,SWITCH MOUNTING REGULAR DOUBLE GANG ALMOND HOME SERIES MFG# AH-FLR-2-8

0200886



PLATE,SWITCH MOUNTING SINGLE GANG ALMOND HOME SERIES MFG# AH-FLR-1-8

0217340



PLATE,SWITCH MOUNTING SINGLE GANG BLACK SIGNATURE SERIES

0161049



PLATE,SWITCH WATER HEATER 120V 1006401

Electrical

0213317



PLATE,W SGL 12V OUT LTALM +

0213318



PLATE,W SGL COAX LTALM TRAD +

0193983



PLATE,WALL 75 OHMS AND RCA CONNECTORS BLACK 5 RCA/1COAX CONNECTORS

0204984



PLATE,WALL DOUBLE COAX WHITE TRADITION STYLE/ADDED TEXTURE

0153633



PLATE,WALL SINGLE COAX WHITE TRADITIONAL STYLE

0038203



PLATE,WALL SINGLE TELEPHONE IVORY TRADITIONAL STYLE

0213319



PLATE,WALL SINGLE TELEPHONE LIGHT ALMOND TRADITIONAL STYLE

0038557



PLATE,WALL TV 75 OHMS IVORY

0151714



PLATE,WALL WHITE FOR SATELLITE DISH

0154577



RECEPT,DUPLEX 15A 120V WHITE USA/CSA 4270WBU CONVENTIONAL STYLE

0065541



RECEPT,DUPLEX W/COVER & GAS-KET ***NO LONGER AVAILABLE***
DEALER CAN GET LOCAL
WEATHERPROOF GRAY WDC-3/8-GY

0050216



RECEPT,DUPLEX W/COVER & GAS-KET ***NO LONGER AVAILABLE***
DEALER CAN GET LOCAL
WEATHERPROOF WDC-IV LATE

Electrical

0058189



RECEPT,DUPLEX W/COVER & GAS-KET WEATHERPROOF WHITE

0213366



RECEPT,GFCI 15-AMP NO SPACER RING UL/CSA 5600W

0088271



RECEPT,GFI CARSON 20A

0011341



RECEPT,GROUND FAULT IVORY CSA

0072881



RECEPT,OUTSIDE 15AMP WDRU15IV

0185882



RECEPT,SGL FLMT 15 AMP WHT +

0084241



RECEPT,SINGLE GANG IVORY ***NO LONGER AVAILABLE*** **DEALER CAN GET LOCAL*** W/SCREW AND WING ASSY

0153624



RECEPT,SINGLE GANG WHITE W/ SCREW & WING CSA

0070328



RECEPT,SINGLE IVORY FOR FD ***NO LONGER AVAILABLE*** A/C KITS

0050063



RECEPT,SINGLE REFER WDR151VGS

0011342



RECEPT,SNAP DUPLEX 120 VOLT 15 AMP FLUSH MOUNT IVY DECOR STYLE WDR15-IV

0158549



RECEPT,SNAP DUPLEX 120 VOLT 15 AMP FLUSH MOUNT WHITE RESIDENTIAL DECOR STYLE SC085-S3


Electrical

0189985



RECEPT,SNAP DUPLEX 120 VOLT 15 AMP FLUSH MOUNT WHITE TRADITIONAL DECOR STYLE SC080-S3

0212606



RECEPT,SNAP DUPLEX 120V 15A FLUSHMOUNT BLACK SC085-S6

0218062



RECEPT,SNAP DX 120V 15A FLMT +

0158551



RECEPT,SNAP SINGLE 120 VOLT 15 AMP FLUSH MOUNT WHITE DECOR STYLE SC821-S3

0158550



RECEPT,SNAP SINGLE 120 VOLT 15 AMP SURFACE MOUNT WHITE DECOR STYLE SC821-M3

0158553



RECEPT,SNAP SINGLE 120V 20A FLUSH MOUNT WHITE DECOR STYLE SC830-S3

0158552



RECEPT,SNAP SINGLE BLANK FLUSH MOUNT WHITE DECOR STYLE SC014-S3

0150169



RECEPT,SNAP WHITE 20AMP FD A/C ***CAN USE 0158553 SINGLE*** **NO LONGER AVAILABLE***

0166652



REEL,CORD POWER ELECTRIC WITH 34' 50 AMP CORD WITHOUT SWITCH W/4' PIGTAIL

0011318



REFLECTOR,AMBER OVAL REFLECT-O-LITE 8

0170168



RELAY,12 VOLT 30 AMP SINGLE POLE DOUBLE THROW AUTOMOTIVE

0083700



RELAY,SOLENOID 30AMP WITH NO MOUNTING BRACKET (NAPA'S # AR659, BOSCH'S #0332209150, AND FORD'S #FOAZ14N089)

Electrical

0089045



SOLENOID,BATTERY AUXILIARY START CONTROL 100 AMPS (WHITE RODGERS/RBM 120-105751-6 COIL)

0200096



SOLENOID,BATTERY DISCONNECT WITH COIL PROTECTION CIRCUIT ***GREEN CIRCUIT BOARD NOT AVAILABLE SEP***

0710394



SWITCH, HEATER KILL

0219063



SWITCH,120V DOUBLE POLE/THROW 20A IVORY WITH GROUND

0193931



SOLENOID,BATTERY AUXILIARY START WITH CHARGE CONTROL 225 AMP

0204043



SOLENOID,CONT DUTY 12V 85A NORMALLY OPEN

0156320



SWITCH,120 VOLT SINGLE POLE SINGLE THROW 20 AMPERE WHITE WITH RED PILOT LIGHT

0243880



SWITCH,ADJUSTMENT ARMREST SEAT VILLA

0211078



SOLENOID,BATTERY DISCONNECT LATCH 200 AMP 00-00507-512

0204647



STRAP,BATTERY 34" NYLON

0161048



SWITCH,120 VOLT SINGLE POLE SINGLE THROW 15 AMPERE WHITE WITH RED PILOT LIGHT

0205660



SWITCH,AUXILLARY BRAKE ***NO LONGER AVAILABLE*** FREIGHTLINER 425 HORSE POWER

Electrical

0203767



SWITCH,BATTERY BOOST CONTURA II V2D1160B ***NO LONGER AVAILABLE*** **CAN USE 0228597***

0203776



SWITCH,BK AUX BLK SPART 600 + ***NO LONGER AVAILABLE*** **CAN USE 0228596***

0203774



SWITCH,BRAKE AUXILLARY BLACK SPARTAN 425/500 HP CHASSIS CONTURA II VSD1160B HIGH/ MEDIUM/ LO

0200890



SWITCH,DIMMER ALMOND 12-VOLT/ 15-AMP/MOUNTING PLATE/BEZEL/ HOME SERIES MFG# AH-SLD-8-001

0081905



SWITCH,BATTERY DISCONNECT ***NO LONGER AVAILABLE***

0205369



SWITCH,BLANK CARLING CONTURA ***NO LONGER AVAILABLE*** **CAN USE 0228607*** II SERIES BLACK

0201860



SWITCH,CONTROL EXTERIOR MIRROR ***REPLACED BY 0222946*** ELE306-384-318

0203398



SWITCH,DIMMER LIGHT DASH 2009 ***NO LONGER AVAILABLE*** **CAN USE 0228591*** SPARTAN CHASSIS CONTURA II

0161729



SWITCH,BATTERY DISCONNECT WITH ***NO LONGER AVAILABLE*** **REPLACED BY 0175070*** BEZEL BD105W 4 PRONG

0203775



SWITCH,BRAKE AUXILLARY BLACK ***NO LONGER AVAILABLE*** **CAN USE 0228595*** SPARTAN 650 HP CHASSIS

0203773



SWITCH,CONTROL TRACTION SPARTAN CHASSIS CONTURA II VBD2Y-N6B ON/OFF ***NO LONGER AVAILABLE WHEN STOCK IS DEPLETED***

0171660



SWITCH,DISCONNECT BATTERY MASTER STYLE: BLUE SEA

Electrical

0240265




SWITCH,DOOR ENTRANCE 4 BUT-TON

0154833



SWITCH,DOUBLE PLUS SERIES WHITE WITH BEZEL

0063631



SWITCH,DOUBLE POLE/THROW

0153636



SWITCH,DOUBLE POLE/THROW WHITE

0157328



SWITCH,ELECTRIC MOTOR FW ROCKER ATWOOD 70254

0157125



SWITCH,FAN CEILING CHAIN PULL PC-4R

0157386



SWITCH,FAN VENTLINE L7314-01 FOR RANGE HOOD

0025872



SWITCH,FW ELECTRIC MOTOR ***NO LONGER AVAILABLE*** **AF-TER SUPPLY IS DEPLETED*** TOGGLE ATWOOD 70244

0026400



SWITCH,GENERATOR REMOTE CONTROL

0203771



SWITCH,GENERATOR SLIDE ***NO LONGER AVAILABLE*** **CAN USE 0228601***

0228592



SWITCH,GENERATOR START/STOP CONTURA V V8D1160B LASER ENGRV

0203765



SWITCH,HEADLAMP CONTURA II + ***NO LONGER AVAILABLE*** **CAN USE 0228589***


Electrical

0203770



SWITCH,HORN AIR CONTURA II
 NO LONGER AVAILABLE **CAN
 USE 0228600***

0218622



SWITCH,JACK STABLIZER ELEC-
 TRIC WITH WIRE HARNESS BLACK
 LIPPERT

0150066



SWITCH,KILL (USED WITH 0156573
 PLATE)

0711153



SWITCH,KILL NORMAL CLOSED
 6-WIRES

0154667



SWITCH,KIT SLIDEOUT MILWAUKEE
 (INCLUDES SWITCH AND CONTROL
 BOX)

0049629



SWITCH,LIGHT 2-PIECE COLONIAL
 WHITE WDS151IV ***NO LONGER
 AVAILABLE***

0155439



SWITCH,LIGHT BATH 2 GANG WHITE
 (VANITY LIGHT, WATER PUMP)

0203769



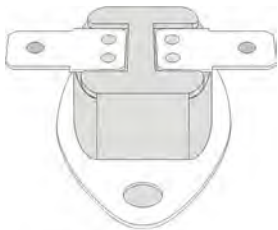
SWITCH,LIGHT DOCK CONTURA II
 NO LONGER AVAILABLE **CAN
 USE 0228599***

0203399



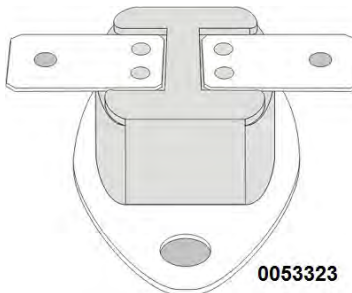
SWITCH,LIGHT DRIVE '09 SPARTAN
 CHASSIS CONTURA II VAD2Y66B

0082663



SWITCH,LIMIT HYDROFLAME 4781

0053323



SWITCH,LIMIT HYDROFLAME 8516,
 8520,8525,8531,8940 FURNACE (RE-
 PLACES 3714)

0203766



SWITCH,LT MAP CONTURA II +
 NO LONGER AVAILABLE **CAN
 USE 0228593***

Electrical

0195954



SWITCH,MIRROR DIRECTIONAL MOUNTED DASH

0088218



SWITCH,MOMENTARY FOR 71520 HOUR METER ASSEMBLY SPDT

0248573



SWITCH,MOTION FOOTREST BLACK WITH WHITE ARROWS

0216699



SWITCH,PANTRY MULTIPLEX 6-FUNCTION STOOL-ROOM ATC

0203772



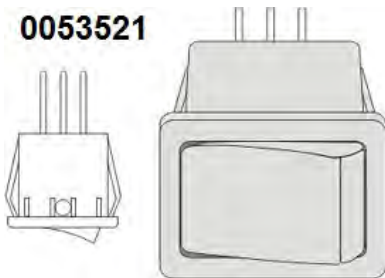
SWITCH,PEDAL SLIDE CONTURA II ***NO LONGER AVAILABLE*** **CAN USE 0228603***

0237004



SWITCH,PRESSURE SYSTEM EQUALIZE LEVELING

0053521



SWITCH,PUMP AND WATER HEATER (BLACK WITH RED LIGHT) FOR KIB MONITOR PANEL

0171377



SWITCH,PUMP FUEL MASTER

0084267



SWITCH,PUSH BUTTON POWER LIFT ***NO LONGER AVAILABLE***

0089108




SWITCH,PUSH BUTTON SINGLE POLE DOUBLE THROW MOMENTARY 10 AMP ROUND (GOES WITH 0160702 WIRE ARNESS)

0200876



SWITCH,RKR SPST MOM (0N)OFF +

0200871



SWITCH,RKR SPST ON/OFF ALM +

Electrical

0087762



SWITCH,ROCKER 2 GANG IVORY W/PLATE ON/OFF ***NO LONGER AVAILABLE***

0153625



SWITCH,ROCKER 4 GANG WHITE W/ COVER

0081390



SWITCH,ROCKER DBL POLE/ DBL THROW

0025981



SWITCH,ROCKER DOUBLE BROWN 1986

0054508



SWITCH,ROCKER DOUBLE IVORY ***NO LONGER AVAILABLE*** **CAN USE 0154833*** W/BEZEL ON/OFF 1990

0158630



SWITCH,ROCKER DOUBLE PLUS ***NO LONGER AVAILABLE*** SERIES WHITE (COURTESY LIGHT, BATTERY CHARGE) (SWITCH=ON-

0158637



SWITCH,ROCKER DOUBLE PLUS SERIES WHITE (SINGLE POLE SINGLE THROW) (PRINT "COURTESY LIGHT", "BED LIGHT") (COURTESY

0201897



SWITCH,ROCKER DOUBLE POLE DOUBLE THROW MOMENTARY ALMOND 12 VOLT 40 AMP HOME SERIES MFG#AH-SWI-PO9-8

0025932



SWITCH,ROCKER FOR BARGMAN ***NO LONGER AVAILABLE*** PORCH LIGHT

0153022



SWITCH,ROCKER QUAD WHITE W/ RED LIGHT & BEZEL 12V

0153021



SWITCH,ROCKER QUAD WHITE WITH BEZEL (INTERIOR LIGHTS, ELECTRIC STEP, EXTERIOR LIGHTS 1 & 2)

0172042



SWITCH,ROCKER SEALED WITH HARNESS 70266

Electrical

0219186



SWITCH,ROCKER SINGLE ASSEMBLY WITH WEATHER STRIP AND MOUNTING PLATE

0017293



SWITCH,ROCKER SINGLE BROWN ***NO LONGER AVAILABLE*** W/ BEZEL

0054507



SWITCH,ROCKER SINGLE IVORY WITH BEZEL

0223225



SWITCH,ROCKER SINGLE POLE DOUBLE THROW MOMENTARY ON/OFF/ON BLACK FOR .56X1.12 HOLE WITHOUT BEZEL

0216448



SWITCH,ROCKER SINGLE POLE DOUBLE THROW MOMENTARY ON/OFF/ON WHITE FOR .56X1.12 HOLE WITHOUT BEZEL

0200872



SWITCH,ROCKER SINGLE- POLE-SINGLE-THROW ON/OFF BLACK 12V HOME SERIES AH-SWI-01-5

0161310



SWITCH,ROCKER SINGLE RED LIGHT WITHOUT PLATE WITH LED

0153787



SWITCH,ROCKER SINGLE RED W/ BEZEL WHITE W/BATTERY

0150167



SWITCH,ROCKER SINGLE WHITE PLAIN PLATE (ON/OFF)

0216384



SWITCH,ROCKER SINGLE-POLE-DOUBLE-THROW (ON)OFF(OFF) BLACK 12-VOLT HOME SERIES AH-SWI-03-5

0225134



SWITCH,ROCKER SINGLE-POLE-DOUBLE-THROW 3-WAY BLACK 14V 20A ON/ON

0209834



SWITCH,ROCKER SINGLE-POLE-DOUBLE-THROW 3-WAY WHITE 14V 20A ON/ON

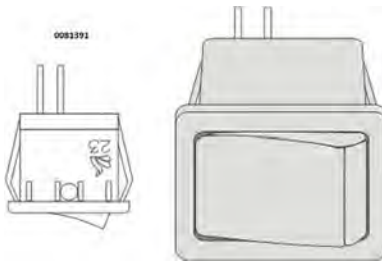
Electrical

0068994



SWITCH,ROCKER SLIDEOUT (NOV 92 ***NO LONGER AVAILABLE*** TO-CURRENT)

0081391



SWITCH,ROCKER SPRING LOADED KIB MONITOR PANEL

0153019



SWITCH,ROCKER TRIPLE WHITE WITH BEZEL 12V

0153638



SWITCH,ROCKER WATER PUMP LIGHT WHITE GANG PLATE

0200873



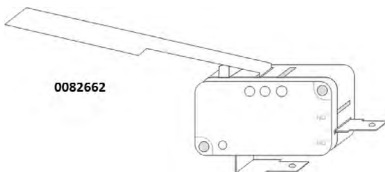
SWITCH,ROCKER,SINGLE POLE SINGLE THROW RED WITH LIGHT 12 VOLT 10 AMP HOME SERIES MFG# AH-SWI-01-3

0712377



SWITCH,SAFETY MODULE 3-WAY REF/LGT/TST 2004

0082662



SWITCH,SAIL HYDROFLAME 6133 79II

0154925



SWITCH,SINGLE PLUS SERIES ***NO LONGER AVAILABLE*** **CAN USE 0158629*** WHITE (SECURITY LIGHT)

0154834



SWITCH,SINGLE PLUS SERIES WHITE WITH BEZEL ***CAN USE 0192465 WHEN STOCK IS DEPLETED.***

0213767



SWITCH,SINGLE POLE DOUBLE THROW ON/ON MINI BLACK

0230710



SWITCH,SINGLE ROCKER ON/OFF BLACK

0196530



SWITCH,SINGLE ROCKER WHITE 40-AMP/BLANK BEZEL (PLATE/ SWITCH)

Electrical

0192465



SWITCH,SINGLE SPST PLUS SERIES WHITE WITHOUT TEXT PRINTED ON SWITCH

0158520



SWITCH,SLIDEOUT DOUBLE POLE/DOUBLE THROW WHITE 5-PIN CONNECTOR (PRINT "IN" "OUT")

0195732



SWITCH,SLIDEOUT SINGLE ASSEMBLY WHITE SINGLE POLE DOUBLE THROW MOMENTARY THREE TERMINALS THREE AMPERE

0226165



SWITCH,SNAP 120V SINGLE POLE SINGLE THROW FLUSH MOUNT BLACK DECOR SC070-S6

0154835



SWITCH,SLIDEOUT DOUBLE PLUS ***NO LONGER AVAILABLE*** **CAN USE 0158523***

0161881



SWITCH,SLIDEOUT DOUBLE WHITE (PLATE/SWITCH/PIGTAIL)

0201065



SWITCH,SLIDEOUT SINGLE BLACK MOMENTARY WITH LIGHT INTELITEC MFG#00-00183-011

0203768



SWITCH,STEP SLIDE CONTURA II ***NO LONGER AVAILABLE*** **CAN USE 0228598***

0158523



SWITCH,SLIDEOUT DOUBLE PLUS SERIES WHITE (ELONGATE SLIDE OUT SWITCH OPENING)

0187505



SWITCH,SLIDEOUT SINGLE ASSEMBLY 5-WIRE 40-AMP (PLATE WHITE/SWITCH WHITE/PIGTAIL)

0154836



SWITCH,SLIDEOUT SINGLE PLUS ***NO LONGER AVAILABLE*** **CAN USE 0161879*** SERIES WHITE

0203711



SWITCH,TAG AXLE DUMP ***NO LONGER AVAILABLE*** 2009 CHASSIS CONTURA II

Electrical

0056897



SWITCH,TRAILER BREAKAWAY 48" WIRES/36"LANYARD

0212025

0212025



SWITCH,TRANSFER 50AMP WITH SURGE PORTECTOR WITHOUT GENERATOR INHIBIT 41260-001


0502362



SWITCH,WALL FAN CEILING 12VOLT

0085605

0085605



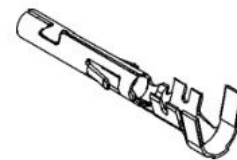
SWIVEL,TV DOUBLE EXT 13-3/4 PLATE ON TRACK SLIDE

0063775



TERMINAL,CRIMP SLEEVE SMALL IDEAL#410 (SET=10)

0200998



0200998

TERMINAL,FEMALE 14-16 GAUGE MFG# DELPHI 12124580-L WEATHER-PACK SEALED

0040532



TERMINAL,RING 2GAUGE 3/8 BARE MAX WIDTH 7/8

0011259



TERMINAL,RNG 8GA .31 HOLE BARE ***NO LONGER AVAILABLE*** **DEALER CAN GET LOCAL***

0015661



THERMOSTAT,HYDROFLAME JT2B-01 #15

0226975



THERMOSTAT,ZONE RVP HEAT/AC/ HEAT PUMP DIGITAL BLACK

0237007



WITH BRUSHED NICKEL TRIM AND LIGHT,LED 2.5 ROUND 6 DIODE TOUCH SWITCH

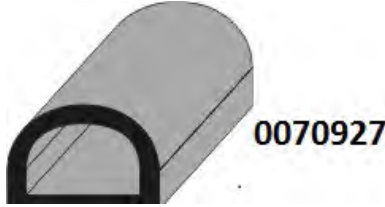
Exterior Doors

0711230



SEAL,"D" TPO/TPE BLACK 312-EKD STARCRAFT #37202096

0070927



SEAL,BULB "D" 1X3/4 SX-153 FW ***NO LONGER AVAILABLE*** SLIDE-OUT,LOWER SPORTSTER DOOR, & SUPERLIGHT TT/FW FRONT

0083703



SEAL,BULB 9/16 W/GRIP LOCK SPORTSTER FULL DOOR

0081445



SEAL,BULB 'D' 1/2X1/2 EPDM W/HEAT ACTIVATED TAPE SYSTEM FOR FRT TRUNK EGL SL TT

0502453



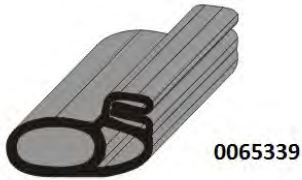
SEAL,BULB D 9/16X3/4 WHITE WITH ADHESIVE BACK

0230483



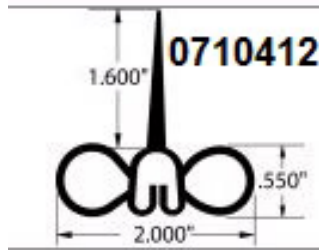
SEAL,BULB DOUBLE DOOR BAGGAGE 1.75X.7 SD-726

0065339



SEAL,BULB DOUBLE FW SLIDEOUT SD725

0710412



SEAL,BULB DOUBLE WHITE SLIDE-OUT WITH FLAP/ADHESIVE TAPE (SOLD IN 30-FOOT ROLLS)

0203894



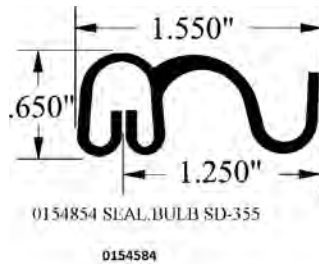
SEAL,BULB EXTERIOR 0.85X0.85 BLACK SLIDE-IN

0158514



SEAL,BULB POL-5

0154584



SEAL,BULB SD-355 FOR SL TT

0164235



SEAL,BULB UNIGRIP 40'

Exterior Doors

0158199



SEAL,BUNK 1/2X1/2 D-SHAPE WITH ADHESIVE TAPE 101H2-1M

0053472



SEAL,CAP & SPOUT 16195 FOR THETFORD CASSETTE PORTA POTTI

0502857



SEAL,DOOR BAGGAGE D .5 WHITE ELIXER **USED ON UNITS PRIOR TO MARCH 2009**

0501131



SEAL,DOOR BAGGAGE KINRO FOAM ***USE 0198110/DUPLICATE*** .45X.57 213130/RM09570-1

0203159



SEAL,DOOR BED RUBBER BLACK ***REPLACED BY 0700138*** WITH ADHESIVE BACK AND 2-EARS .63X.5 X2354HTR

0067325




SEAL,DOOR BUG WIPE NEW WHITE .75X24.50 **REPLACED BY 0502416, WHICH IS GRAY**

0058252



SEAL,DOOR BUG WIPE WHITE ***USE 0067325 24.5*** .75X20.5

0087348



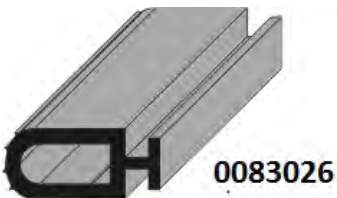
SEAL,DOOR ENTRANCE BLACK EPDM RUBBER .63X.38 PHILLIPS

0049987



SEAL,DOOR ENTRANCE RADIUS BLACK-RUBBER 3-RIBS 106034

0083505



SEAL,DOOR EPD RUBBER ***NO LONGER AVAILABLE*** FITS SPORTSTER ROOF T-MOLD **AVAILABLE ONLY IN QTY OF 2250 FEET**

0501483



SEAL,DOOR SHOWER TOP/BOTTOM CLEAR .88X20' V-35 SHOWER ENCLOSURE

0083026



SEAL,DOOR UPPER TENT CAMPER GRAY BULB (SEAL ON FRAME) (SUB B-108 BULB SEAL)

Exterior Doors

0197262



SEAL,FLAP 1.5 CO-EXTRUDED WITH .63 3M TAPE

0215258



SEAL,FOAM/RUBBER D WITH DOUBLE FLANGE .5" KINRO 239421 DR08 BAGGAGE DOOR NO OUT SLAM LOCKS

0157169



SEAL,GLAZING BEAD WHITE 009-643-4343 HEHR 7900/8730/ 8756/8766 SERIES

0155728



SEAL,ROOF FRICTION FIT FOR PLASTIC HERITAGE ROOFS

0150081



0150081 SEAL,FOAM 1/2" X 3/4" 50' ROLL
-Used on Heritages at the Wheel Wells and at the LP Bottle Cover

0150081

SEAL,FOAM 1/2X3/4X50' ROLL ***NO LONGER AVAILABLE***

0500536



0500536

SEAL,GLAZE BEAD WHITE HEHR 8720 SERIES WITH LAMINATED GLASS 009-479-43

0500301



0500301

SEAL,GLAZING BEAD WHITE KINRO WINDOW FOR DOUBLE STRENGTH AND TEMPERED GLASS (RV08523-02) 2000/8500/2300 SERIES

0711024



0711024

SEAL,ROOF MOLD 2294-A

0198110



0198110

SEAL,FOAM/RUBBER .45X.57 KINRO 213130/RM09570-1 DR96-BAGGAGE DOOR(BLACK ADHESIVE BACK) X0080

0196809



0196809

SEAL,GLAZING BEAD BLACK KINRO WINDOW FOR SINGLE STRENGTH GLASS STATIONARY 2000/8500 SERIES

0067124



0067124

SEAL,INSERT KINRO BAGGAGE DOOR TAN (SOLD IN 10 FT PCS) ***NO LONGER AVAILABLE***

0150211




0150211

SEAL,ROOF UPPER (RUBBER)

Exterior Doors

0067506



SEAL,RUBBER 7/8X1-3/8 FD ROOF

0159075



SEAL,RUBBER D-SHAPED W/LEG BLACK

0082868



SEAL,SATURATED 3/8X5/8 (25' ***NO LONGER AVAILABLE***

0501692



SEAL,VINYL 2000 PERIMETER WHITE WINDOW "KINRO" RV02045-02

0502074




SEAL,WDO BLK VNT 3501 HEHR

0500031



SEAL,WHITE DOOR PATIO SLIDING WEATHER STRIP/SWEEP BOTTOM RUBBER

0053541



SEAL,WHITE VINYL 51" PIECE VENT-LINE ROOF VENT

0045534



0045534

TRIM,SEAL DOOR GRAY BULB FD

Exterior

0204948



ARM,27" WINDSHIELD WIPER BENT RADIAL 33 DEGREE WET WIPER SYSTEM

0714948



ARM,30" WINDSHIELD WIPER BENT RADIAL 33 DEGREE WET WIPER SYSTEM 102-1089

0026098



ARM,STONEGUARD 12" (21" LONG WHEN EXTENDED) (SOLD IN PAIRS 1-LEFT AND 1-RIGHT HAND) **NO LONGER AVAILABLE**

0026109



ARM,STONEGUARD 13" (25" LONG WHEN EXTENDED) (SOLD IN PAIRS 1-LEFT AND 1-RIGHT HAND)

0223934



BAFFLE,TIP PIPE EXHUAUST AQUA-HOT LP CHROME

0026083



BASE,CLEARANCE LIGHT BARGMAN 58 & 59

0220680



BLOCK,CORNER 5.5X3.5 BASE HAS 4.25X8 WIPE 1.25 HEIGHT PLASTIC 617-TL/FOAM L

0220679



BLOCK,CORNER 5.5X3.5 BASE HAS 4.25X8 WIPE 1.25 HEIGHT PLASTIC 617-TR/FOAM R

0051618



BOLT,U TIRE CARRIER FOR 4X4 BUMPER

0500312




BOOT,DUST 475PW FOR OUTSIDE PHONE PLATE (0156765) & COAX PLATE (0156764)

0213721



BOTTLE,WASHER WINDSHIELD 4-LITER WITH 12-VOLT PUMP

0141118



BRACE,STOVE OUTSIDE 19"

Exterior

0049298



BRACKET,LICENSE PLATE METAL BARGMAN 30-72-100 FOR BLACK PLASTIC LICENSE PLATE LIGHT

0017520



BRACKET,MOTOR 12V F/ ROOF VENT ***NO LONGER AVAILABLE*** VENT-LINE VA-426

0236856



BUMPER,RUBBER 1.5X.63 ROUND BLACK

0201278



CAMERA,BACKUP 1.7 COLOR WITH ***NO LONGER AVAILABLE*** TILT AND SOUND

0179022



CAMERA,BACKUP 1-1/2" BLACK AND WHITE VBCS150

0067583



CAP,BLACK PLASTIC (5 LUG RIM)

0067584



CAP,BLACK PLASTIC (6 LUG RIM)

0711284



CAP,CENTER CHROME HUB 2.84"

0082288




CAP,CENTER WHEEL CHROME 8-LUG

0500804



CAP,CENTER WHEEL CHROME K425 (USE WITH 6-LUG ALUMINUM RIM)

0222202



CAP,CENTER WHEEL FRONT AXLE CHROME WITH SPARTAN LOGO AND MOUNT BRACKET MOTORHOME TYPE A

0500323



CAP,CENTER WHEEL KAPER II 4.90 CB 8-6.5 K490 (USE WITH 8-LUG ALUMINUM RIM)

Exterior

0050785




CAP,CHROME WHEEL 16-37 FOR 8 LUG RIM ***NO LONGER AVAIL-ABLE***

0151497



CAP,CHROME WHEEL 6-LUG 016-035-00

0161464



CAP,CORNER SLIDEOUT EXTRUSION WHITE

0195431



CAP,END ROOF EXTRUSION 1.75X .50 PLASTIC NEW WHITE LEFT

0195432



CAP,END ROOF EXTRUSION 1.75X .50 PLASTIC NEW WHITE RIGHT

0205446



CAP,VENT ROOF 5.38 DIAMETER BASE BLACK PLASTIC

0213710



CLAMP,EXH 2.00 SST

0088523



CLIP,PIN HAIR #7 ZINC 2-1/4

0222400



CLIP,WHITE PLASTIC-HEADLIGHT REPAIR 68131G/68132G

0193183




COVER,CRANK LIFTER PLASTIC WHITE 3" DIAMETER FOR ACCESS DOOR

0212607



COVER,RECEPTACLE OUTSIDE BLACK PLASTIC

0203900



COVER,SCREW .71 BLACK

Exterior

0067954



DOOR,ACCESS 8-1/2X8 PW W/ KEY-LOCK

0067072

0067072



DOOR,ACCESS GAS BOTTLE COVER
NO LONGER AVAILABLE DES

0067597



DOOR,CABLE HATCH 8-1/2X8 NW
30AMP W/KEYLOCK

0066526



DOOR,CABLE HATCH 8-1/2X8 NW W/
LOCK 50 AMP

0064581



DOOR,CABLE HATCH 9-1/2X9-1/2 NW
50 AMP ***NO LONGER AVAILABLE***

0207453



DOOR,WATER HEATER FLUSH
MOUNT B-STYLE 18.19X18.19 WITH
FRAME

0157875



FILL,CITY WATER RECESSED NEW
WHITE METAL FLANGE W/BRASS
CHECK VALVE AND MALE WATER
LINE HOOK UP

0017919



FILL,GAS LP MINI HOME G1014

0053122



FILL,GAS W/FLOAT TL3 (AUTOMATIC
STOP)

0051707



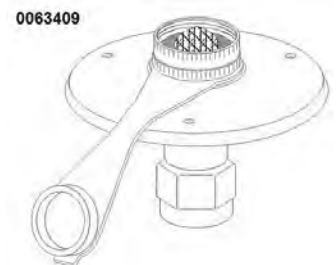
FILL,WATER CITY CHROME 74-6791

0057895



FILL,WATER CITY NO CHECK VALVE
1/2" MALE PIPE THREAD, CHROME
PLATE

0063409



FILL,WATER CITY PW DISC ***USE
0159054*** DES TT,FW,MH 1992

Exterior

0012944



FILL, WATER COMBINATION CW
8-1/4X6-3/8 W/KEY LOCK WF-480
NO LONGER AVAILABLE

0057920



FILL, WATER COMBINATION NW
8-1/4X6-3/8 W/KEY LOCK WF-480

0085133



FILL, WATER COMBINATION PW **RE-
PLACED BY 0223891** 6.5X7.63 POLAR
WHITE FPT WITH THUMB LOCK

0067006



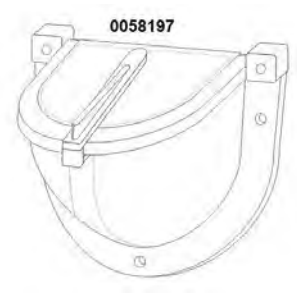
FILL, WATER COMBINATION PW **RE-
PLACED BY 0223891** 6.5X7.63 WITH
KEYLOCK

0012943




FILL, WATER FRESH FD CW PLASTIC
W/FLIP UP COVER 74-9540 (REQUIRES
0052587 NIPPLE)

0058197



FILL, WATER FRESH FD NW PLASTIC
W/FLIP UP COVER 74-9541 (REQUIRES
0052587 NIPPLE)

0083035



FILLER, SKIRT 11X12 NW LH ***NO
LONGER AVAILABLE***

0067242



FILLER, SKIRT 1-3/4X4-1/4 NW LH
NO LONGER AVAILABLE

0067092



FILLER, SKIRT 2-1/4X3 NW LH ***NO
LONGER AVAILABLE***

0083037



FILLER, SKIRT NW 12X12 LH

0083038



FILLER, SKIRT NW 12X12 RH


0083033



FILLER, SKIRT NW 6X12 LH

Exterior

0083034



FILLER,SKIRT NW 6X12 RH

0049487



FOOT,LADDER "DIE CAST VAN PAD"
(KEMBERLY #LD4610)

0054558



GARNISH,ROOF VENT VA-445-19
14X14 COACH WHITE

0163516



GROMMET,EXTERIOR MANUAL
CRANK 1.75 INSIDE DIAMETER
BLACK (SET=5)

0048121



GROMMET,PLASTIC 1-1/4X4-1/4 ***NO
LONGER AVAILABLE*** **DEALER
CAN GET LOCAL*** F/FW CRANK
HOLE

0163538



GROMMET,PLASTIC 1X2.75 BLACK
(SET=25)

0172690



GROMMET,PLASTIC 3-7/16X5-7/16X
2-5/8 1" FLANGE 1/8 BLACK

0165013



HANDLE,ASSIST BAR FAIRFIELD OAK
SINGLE

0212501



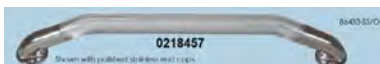
HANDLE,GRAB BLACK 9.67 WITH
SCREW COVER 4 HOLE

0151466



HANDLE,GRAB CLEAR PLASTIC W/
BLACK JAYCO ENGRAVING CHROME
FIXTURES NO LIGHT

0218457



HANDLE,GRAB CLEAR PLASTIC
WITH CHROME FIXTURE WITHOUT
ENGRAVED WITHOUT LIGHT

0212387



HANDLE,GRAB FORM 20" ILLUM-
AGRIP HAS POLISHED STAINLESS
STEEL END CAP LIGHT ETCHED
ENTEGRA


Exterior

0082317



HANDLE,GRAB PLASTIC NW 7.75"
HOLE CENTER

0193182



HANDLE,GRAB PLSTC WHT CRV W/ +

0200095



HANDLE,GRAB WHITE 9.67 WITH
SCREW COVER 4 HOLES INNER
SCREW HOLES CENTER TO CENTER
7.547/OUTER SCREW HOLES

0196094



HANDLE,GRAB WHITE SWING-AWAY
WITH GRIP 27.50

0201070



HANDLE,GRAB WITH KEYLESS EN-
TRY TOUCHPAD CHROME WITHOUT
DOORBELL

0213437



HANGER,TAIPIPE 9X1.25 WITH
RUBBER FLEX

0202499



HEADLAMP,HALOGEN HIGH BEAM
120MM ROUND H1 BULB PROJECTOR
(BULB IS 0219558)

0202497



HEADLAMP,HALOGEN LOW BEAM
120MM ROUND H1 BULB FOR H1
BULB FOR PROJECTOR (BULB IS
0219558)

0202502



HEADLAMP,XENON LOW BEAM HID
90MM ROUND STYLE: 71052/98137
D1S CAPSULE FOR PROJECTOR WITH
2-WAY HOUSING CONNECTOR

0151417



HOIST,TIRE SPARE 100LB MAX

0248172



HOLDER,DOOR PLASTIC BLACK 90
DEGREE

0170111



HOSE,VENT FUEL 5/8X17'


Exterior

0168537




HUBCAP,WHITE PLASTIC 6-LUG
(VENDOR CHANGED EXTERIOR
LOOK, OLD HAS P/N QT655 STAMPED
ON THE INSIDE, NEW HAS QT655-2,

0058075



JACK,TV OUTSIDE DUAL OUTLET
WHITE WA-1020

0067060



LENS,AMBER REFLEX W/BASE FOR
1993 CLEARANCE LIGHT

0026269



LENS,CLEARANCE LIGHT AMBER
REFLECT-O-LITE 478

0081197



JACK,OUTSIDE CABLE HOOK-UP
ROUND EMH,E/J FW-TT

0228847



KEY,MSTR GRN GLOBAL LINK

0026080



LENS,CLEARANCE LIGHT AMBER
BARGMAN 30-58-012

0087878



LENS,CLEARANCE LIGHT AMBER
ROUND FOR 0087651

0039238



JACK,TV OUTSIDE DUAL COLONIAL
WHITE WEATHERPROOF WINEGARD
WHP-1010

0179048



LADDER,ROOF 93.5 7-STEP SINGLE
REPLACED BY 2 NUMBERS
***0713665 SILVER VERSION/CRE-
ATION*** ***0713666 GRAY VERSION/

0026079



LENS,CLEARANCE LIGHT AMBER
BARGMAN 59

0026077



LENS,CLEARANCE LIGHT RED BARG-
MAN 30-58-010

Exterior

0026078



LENS,CLEARANCE LIGHT RED BARGMAN 30-59-010

0087877



LENS,CLEARANCE LIGHT RED ROUND FOR 0087650

0157460



LENS,LIGHT CLEARANCE TURN SIGNAL AMBER(F/LIGHT #0154821)

0227199



0227199

LENS,LIGHT SECURITY 12.00X 5.00 OVAL CLEAR

0157940




LENS,LIGHT SECURITY 7" ROUND

0088395



LENS,PORCH LIGHT AMBER 89-184A FOR #0150223

0082977



LENS,PORCH LIGHT AMBER COMMAND

0026290



LENS,PORCH LIGHT AMBER SCREW-IN TYPE 1984 & OLDER BARGMAN 78

0026292



LENS,PORCH LIGHT AMBER SNAP-IN TYPE 1985 & CURRENT BARGMAN 78

0082658



LENS,PORCH LIGHT CLEAR COMMAND 2-5/16X4-5/8

0026289



LENS,PORCH LIGHT CLEAR SCREW-IN TYPE 1984 & OLDER BARGMAN 78

0026291



LENS,PORCH LIGHT CLEAR SNAP-IN TYPE 1985 & CURRENT BARGMAN 78

Exterior

0067056



LENS,RED REFLEX W/BASE FOR ***NO LONGER AVAILABLE*** 1993 CLEARANCE LIGHT

0067061



LENS,TAIL LIGHT RED HORIZONTAL WITH BACKUP BARGMAN 30-84-700 (USED ON 0066350, 0045305, AND 0045734 LIGHTS)

0157877



LENS,TAIL LIGHT SOLID RED (NO BACKUP) W/CLEAR LICENSE LENS ***INDIVIDUAL LENSES ARE NLA-

0151691



LENS,TAIL WRAP AROUND WITH ***NO LONGER AVAILABLE*** LICENSE PLATE WINDOW ROAD SIDE

0026048



LENS,TAIL LIGHT 910 LEFT WITH ***NO LONGER AVAILABLE*** BACK-UP

0026057



LENS,TAIL LIGHT RED W/CLEAR BACK-UP MONARCH 9075

0157497



LENS,TAIL LIGHT SOLID RED (NO BACK-UP/LICENSE LENS) 1007751 ***INDIVIDUAL LENSES ARE NLA-

0202508



LIGHT,BRAKE 3RD RED RECTANGULAR 40 LED 1.75X16.62

0067062



LENS,TAIL LIGHT RED BARGMAN (USED ON 0066349, 0045305, 0045734, & 0161316 LIGHTS)

0065620



LENS,TAIL LIGHT RIGHT HAND JAY FD 1993-

0151690



LENS,TAIL LIGHT WRAP AROUND CURBSIDE

0066852



LIGHT,BRAKE THIRD

Exterior

0162430



LIGHT,BRAKE THIRD OVAL ***NO LONGER AVAILABLE***

0166468



LIGHT,CLEARANCE AMBER RECTANGLE 2-1/4X4-1/2

0164166



LIGHT,CLEARANCE AMBER TURN SIGNAL OVAL

0203718



LIGHT,CLEARANCE RED OVAL 2LED 1.5X.75 WITH CHROME BEZEL

0212013




LIGHT,CLEARANCE AMBER RECTANGLE 1.75X3.75 BLACK BASE (LENS NOT SOLD SEPERATE)

0164727



LIGHT,CLEARANCE AMBER RECTANGLE WITH TERMINAL

0202405



LIGHT,CLEARANCE LED AMBER RECTANGLE 1.50X4.87

0212014



LIGHT,CLEARANCE RED RECTANGLE 1.75X3.75 BLACK BASE (LENS NOT SOLD SEPERATE)

0163795



LIGHT,CLEARANCE AMBER RECTANGLE 1.75X3.75 WHITE BASE

0154821



LIGHT,CLEARANCE AMBER TURN SIGNAL (LENS ONLY #0157460 & BULB #0072889)

0202406



LIGHT,CLEARANCE LED RED RECTANGLE 1.50X4.87

0163796



LIGHT,CLEARANCE RED RECTANGLE WHITE BASE

Exterior

0164728



LIGHT,CLEARANCE RED RECTANGLE WITH TERMINAL

0222574



LIGHT,DOCKING HALOGEN ROUND 2.5 DIAMETER WITH CHROME BEZEL

0169712



LIGHT,LICENSE 1.25" DIAMETER SNAP-IN CHROME WITHOUT CHROME MOUNTING PLATE

0011328



LIGHT,LICENSE PLATE USED WITH ***NO LONGER AVAILABLE*** MON-ARCH RECESSED TAIL LIGHT 6004

0087650



LIGHT,CLEARANCE RED ROUND LENS = 0087877

0202501



LIGHT,FOG CLEAR HALOGEN 90MM ROUND USE H7 BULB

0014421



LIGHT,LICENSE 12 VOLT PEANUT HARD WIRED

0085633



LIGHT,LICENSE SEALED 2-BULB ---0192511 BRACKET AND 0688327 SOCKET SOLD SEP---

0202510



LIGHT,DOCKING HALOGEN RECT-ANGLE 2.87X5.62 (SOLD BY BOX OF 2) (USE H3 BULB)

0202431



LIGHT,LICENSE 1.25" DIAMETER SNAP-IN CHROME WITH CHROME MOUNTING PLATE

0014394



LIGHT,LICENSE PLATE BLACK ***NO LONGER AVAILABLE*** BARGMAN 30-60-002

0202505



LIGHT,MARKER/TURN LEFT SIDE 1993-97 TOYOTA COROLLA

Exterior

0202504




LIGHT, MARKER/TURN RIGHT SIDE
1993-97 TOYOTA COROLLA

0150223



LIGHT, PORCH AMBER LENS NO
SWITCH

0194132



LIGHT, PORCH AMBER LENS WITH
SWITCH WHITE OVAL

0194156



LIGHT, PORCH AMBER LENS WITH-
OUT SWITCH WHITE WITH SHRINK
TUBE OVAL

0194281



LIGHT, PORCH AMBER LENS WITH-
OUT SWITCH WITH TERMINAL OVAL

0081660




LIGHT, PORCH CLEAR LENS/NO
SWITCH

0057228



LIGHT, PORCH COMPLETE W/CLEAR
LENS & SWITCH NW BASE 3078517

0057227




LIGHT, PORCH COMPLETE W/CLEAR
LENS NO SWITCH NW BASE 3078515

0066983



LIGHT, PORCH FLUSH W/GRAY BASE

0194133



LIGHT, PORCH INCANDESCENT OVAL
AMBER LENS WITHOUT SWITCH
WHITE

0212012



LIGHT, PORCH OMEGA/ AMBER LENS/
BLACK BASE/922 BULB/NO SWITCH/
6.7"X4.7"X2" TALL

0156493



LIGHT, PORCH SINGLE AMBER LENS
WITH SWITCH AND JACK (LENS
ONLY 0157170)

Exterior

0156492



LIGHT,PORCH SINGLE AMBER LENS WITH SWITCH(LENS ONLY 0157170)

0017290



LIGHT,PORCH W/CLEAR SCREW-IN ***NO LONGER AVAILABLE***
REPLACED BY 0081659 LENS W/ SWITCH (1984 &

0181383



LIGHT,SECURITY 7 ROUND WHITE SURFACE MOUNT 12 VOLT 3 AMP

0194854



LIGHT,STEP UNDER AMBER LENS 3.75X1.25

0154740



LIGHT,PORCH SINGLE WHITE LENS WITH SWITCH AND JACK (LENS ONLY 0157155)

0011313



LIGHT,PORCH W/CLEAR SCREW-IN LENS NO SWITCH (84 & OLDER TT,FW,MH) BARGMAN 78

0202413

0202413



LIGHT,SECURITY 7" ROUND RECESSED STAINLESS STEEL 12 VOLT 2.6 AMP

0152030



LIGHT,STEP W/OUT PLATE

0154738



LIGHT,PORCH SINGLE WHITE LENS WITHOUT SWITCH (LENS ONLY 0157155)

0081659



LIGHT,PORCH WHITE WITH CLEAR LENS AND SWITCH

0154838



LIGHT,SECURITY 7" ROUND STAINLESS STEEL 12 VOLT 2 AMP WITH WHITE RIM

0221128



LIGHT,STP 24" WHT LED W/3M +


Exterior

0232532



LIGHT,STRIP 10" BLUE LED WITH 3M TAPE

0158792



LIGHT,SWING ARM BRASS W/ SWITCH (ALSO NEEDS 1-0162491 SHADE & 2-0011223 BULBS) (CAN ORDER SWITCH UNDER PART 0026389)

0169367



LIGHT,TAIL RED OVAL 6-1/2X 2-1/4 WITH GASKET AND PIGTAIL

0175139



LIGHT,TAIL RED WHITE BASE RIGHT WITH 8-1/2X4 TERMINAL (LENS ONLY 0088436)

0071089



LIGHT,SWING ARM (J508XODL)

0056616




LIGHT,TAIL 910 WITH COLONIAL WHITE BASE, LICENSE BRACKET AND BACKUP LIGHT

0196596



LIGHT,TAIL RED OVAL LED 6.25X2.25 WITH PIGTAIL

0150001



LIGHT,TAIL WHITE BASE RED LENS 8.5X4

0059814



LIGHT,SWING ARM 110V BRASS ***NO LONGER AVAILABLE***

0056617




LIGHT,TAIL 950 WITH COLONIAL BASE AND BACKUP LIGHT

0175140



LIGHT,TAIL RED WHITE BASE LEFT 8-1/2X4 WITH LICENSE AND TERMINAL

0150000



LIGHT,TAIL WHITE BASE RED LENS LICENSE PLATE BRACKET 8.5X4


Exterior

0202500



LIGHT,TURN CLEAR INCANDESCENT
90MM ROUND USES S8 BULB PY21W

0211676



LIGHT,TURN REAR LED AMBER LEN
CORVETTE STYLE WITH BLACK BASE

0089889



LOCK,BOW CORD 3/16 BLACK
(SET=10)

0213365



MOTOR,STEP DOUBLE ELECTRIC 12V
LIPPERT

0151498



NUT,LUG .50-20 1.12" LONG STAIN-
LESS STEEL 006-098-00 DEXTER

0500807



NUT,LUG 1/2-20 STAINLESS STEEL
ACORN LONG (USE WITH 6-LUG
ALUMINUM RIM)

0082289



NUT,LUG 9/16-18 CHROME PLATED

0500322



NUT,LUG 9/16-18 DUPLEX ACORN
GORILLA 66198 (USED WITH 8-LUG
ALUMINUM RIM)

0014278



NUT,LUG CHROME DELUXE 1/2-20
JAYCO & 1989-- J-SERIES (SET=5)

0204952



NUT,M30X2 FOR MOUNTING WIPER
ARM/WIPER SYSTEM 102-1089

0213163



SHIM,KIT FOR GRAB HANDLE HAS
2-SHIMS AND 4-LONG SCREWS

0213811



SKYLIGHT,14X22 INNER DOME RADI-
US WHITE ALPHA

Exterior

0225615



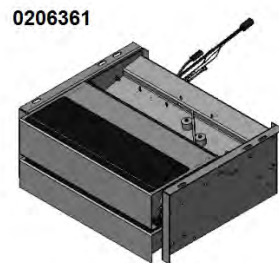
SKYLIGHT,INNER RAISED FL TOP
14X14 WHITE WITH 1.5 FLANGE

0011732



SNAP,TWIST BUTTON SCREEN DOOR
(SET=5)

0206361



STEP,ENTRANCE DOUBLE ELECTRIC
STEEL 26" SLIDE

0232211



STEP,ENTRANCE DOUBLE ELECTRIC
STEEL 26" SLIDE WITH NOTCH

0039237



STEP,FD MARK-II SELF-STORING
NO LONGER AVAILABLE W/
HARDWARE

0065700



TAIL LIGHT,AEROSTAR LH ***NO
LONGER AVAILABLE*** **DUE TO
HIGH COST, WE RECOMMEND YOU
SEE YOUR LOCAL

0065699



TAIL LIGHT,AEROSTAR RH ***NO
LONGER AVAILABLE*** **DUE TO
HIGH COST, WE RECOMMEND YOU
SEE YOUR LOCAL

0057230



TAILLIGHT,30-91-002 W/BACKUP
NO LONGER AVAILABLE NW
BASE

0057229



TAILLIGHT,30-91-004 W/BACKUP
NO LONGER AVAILABLE &
LICENSE BRACKET NW BASE

0045305



TAILLIGHT,BLACK WITH RED
LENS TRIPLE BARGMAN 30-84-522
(REPLACEMENT LENS=2-0067062 &
1-0067061)

0045734



TAILLIGHT,BROWN WITH RED
LENS ***NO LONGER AVAILABLE***
BARGMAN 30-84-521 (REPLACEMENT
LENS=2-0067062 & 1-0067061)

0019663



TAILLIGHT,FD RECESS LH DOUBLE
NO LONGER AVAILABLE CW
MONARCH 5119 23


Exterior

0063173



TAILLIGHT,FD RECESS LH DOUBLE
NO LONGER AVAILABLE NW
MONARCH 5119

0063174



TAILLIGHT,FD RECESS RH DOUBLE
NO LONGER AVAILABLE NW
MONARCH 5104

0194446



TAILLIGHT,LED CORVETTE STYLE
RED LENS SEALED WITH BLACK BASE
WITHOUT LICENSE BRACKET

0066350



TAILLIGHT,RED BACK-UP WITH
BLACK BASE

0066349



TAILLIGHT,RED W/BLACK BASE
BARGMAN 30-86-101

0155679



TAILLIGHT,RED WITHOUT BACK-
UP ***REPLACED BY LIGHT SET
0712485***

0155680



TAILLIGHT,SOLID RED (NO BACK-
UP) W/LICENSE BRACKET & CLEAR
LENS ***REPLACED BY LIGHT SET
0712485***

0066826



TAILLIGHT,WHITE BASE 2533W (LENS
ONLY #0065620 & BULB #0011226)

0066827



TAILLIGHT,WHITE BASE WITH
LICENSE LIGHT (LENS ONLY #0065619
AND BULB #0011226)

0151689



TAILLIGHT,WHITE BASE WRAP ***NO
LONGER AVAILABLE*** AROUND
CURBSIDE (REPLACEMENT LENS
0151690)

0151688



TAILLIGHT,WHITE BASE WRAP ***NO
LONGER AVAILABLE*** AROUND W/
BRACKET ROADSIDE (REPLACEMENT
LENS 0151691)

0066348



TAILLIGHT,YELLOW WRAP AROUND
NO LONGER AVAILABLE
DEALER CAN GET LOCAL
BLACK

Exterior

0205418



TRAY,DUMP VALVE 22.25X14.25X 1.50
WHITE PLASTIC ABS FORMED

0040553



TRIM,AUTOMOTIVE LOCK WHITE
3/16" 100W-3 (ALSO AVAILABLE TAN
0011538 & BLACK 0049971)

0064248



TRIM,CAB SEAL NEW WHITE ***NO
LONGER AVAILABLE***

0053818



VALVE,STEM TR312 DICO (SET=2)
NO LONGER AVAILABLE

0018995



VALVE,TIRE 413S 1.25" 65-PSI ***NO
LONGER AVAILABLE*** **AVAILABLE
LOCALLY***

0052773



VALVE,TIRE TR416-S (SET=2)

0072294



VALVE,TIRE TR570 ***NO LONGER
AVAILABLE***

0133397



VENT,5X20-7/8 REFRIGERATOR (98)
W/2310

0501555



VENT,FURNACE RECTANGLE HY-
DROFLAME EXHAUST TUBE 8" LONG
34422

0204534



VENT,FURNACE SUBURBAN EXTERI-
OR CHROME "SF"

0064314



VENT,KIT WHITE GEN GAS #281
NO LONGER AVAILABLE

0085623



VENT,MUSHROOM 1-1/2" WHT (RE-
QUIRES SCREWS TO MOUNT CAP)


Exterior Trim

0084524



COVER,SCREW 1.88" WHITE FROST ADHESIVE SIDE SEAM(SOLD IN 50' ROLL)

0232327



COVER,SCREW CHAMPAIGN 1.88

0058202



COVER,SCREW TRIM NEW WHITE VINYL 1" (SOLD BY FOOT) (FULL ROLL= 1000 FEET)

0082451



0082451

COVER,SCREW WHITE RADIUS .88" -VINYL (DOOR)

0178200




PLATE,CORNER TOP 3.5X2.75 .75" RADIUS LEFT HAND HOLIDAY WHITE

0178199



PLATE,CORNER TOP 3.5X2.75 .75" RADIUS RIGHT HAND HOLIDAY WHITE

0048836



SCREWCOVER,BLACK VINYL INSERT 1" (SOLD BY FOOT)

0058025



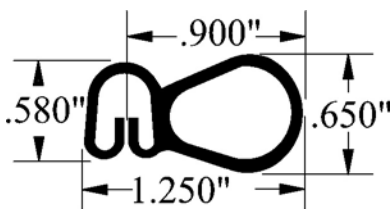
SCREWCOVER,NW RIGID FOR LP SPORTSTER DOOR, SQ REFER VENTS & BAGGAGE DOOR 12"PC

0158197



SEAL,BULB D 1/2X3/4 WITH ADHESIVE BACK SD-210-T

0047938



0047938 SEAL,BULB LOCK (SD-503)

SEAL,BULB LOCK FOR TOP AND SIDES OF FW SLIDEOUT (SOLD IN 50' ROLL)

0158198



SEAL,BUNK FRONT/REAR LOWER OPENING (BED) ED-5340 (SOLD BY RUNNING FOOT)

0151066



SPOUT,1.25 GUTTER RAIN POLAR WHITE RIGHT/LEFTHAND

Exterior Trim

0209963




SPOUT,3.5 LONG GUTTER RAIN SET
RIGHT/LEFT BLACK

0201107



SPOUT,3.50 LONG GUTTER RAIN SET
RIGHTHAND/LEFTHAND POLAR
WHITE

0202311




TRIM,ALUMINUM 120" MILL FINISH
EXTRUSION

0164297



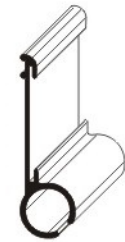
TRIM,ALUMINUM 144" MILL FINISH

0192320



TRIM,AWN R KW 20' INVT

0030007



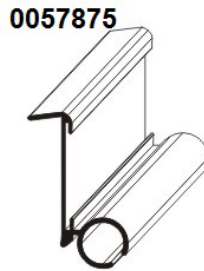
TRIM,AWNING RAIL CW W/INSERT
NO LONGER AVAILABLE **CAN
USE 0155297 WHITE*** K-135 16'PC

0063428



TRIM,AWNING RAIL NW W/INSERT
NO LONGER AVAILABLE **CAN
USE 0155297 20' KW*** 16'PC

0057875



TRIM,AWNING RAIL NW W/INSERT
173.13" (WAS E2058)

0057773



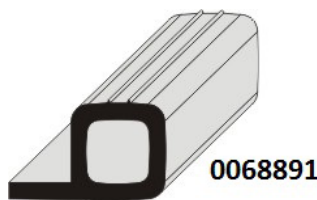
TRIM,AWNING RAIL NW W/O INSERT
USE 0059184 20' PC 16' K-125 KW
(SUB 14')

0188940



TRIM,BASE 192 MILL FINISH ALUMI-
NUM

0068891



TRIM,CAB SEAL GRAY P SECTION
EPDM

0217795



TRIM,DRIP J-RAIL BLACK 16' WITH
INSERT

Exterior Trim

0212306



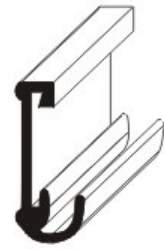
TRIM,DRIP J-RAIL BLACK 20' WITH INSERT 0562

0057777



TRIM,DRIP J-RAIL NO INSERT NW
REPLACED BY 0059185 20' 16' K-130 KW

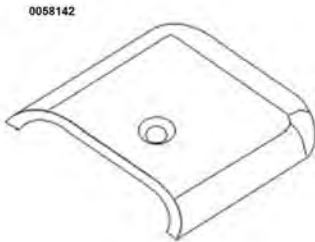
0011420



0011420

TRIM,DRIP J-RAIL W/INSERT CW
NO LONGER AVAILABLE IN CW K-140 16'PC

0058142



TRIM,END CAP 1" WHITE

0151659



TRIM,END CAP TUB LH PLASTIC POLAR WHITE (CAN USE 0001162)

0151660



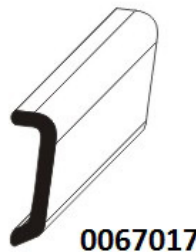
TRIM,END CAP TUB RH PLASTIC
***CLOSEST SUB IS 0001158** POLAR WHITE

0067059




TRIM,FLAT 20' NW (NO INSERT)
NO LONGER AVAILABLE **CAN USE 0071573 16'*** E7551

0067017




TRIM,FLAT OFFSET 20' NEW WHITE
NO LONGER AVAILABLE **CAN USE 0173670*** NO INSERT E2719

0173670




TRIM,FLAT OFFSET POLAR WHITE
1.00X192.00 K-121

0192398



TRIM,FLAT OFFSET POLAR WHITE
1.4X192 ALUMINUM WITH .38 LEG K120

0173671



TRIM,FLAT POLAR WHITE 1.25X
192.00 WITHOUT INSERT K-107

0011425



TRIM,INSERT FLAT CW 16' FD ***NO LONGER AVAILABLE*** **CAN USE 0082516*** ROOF CENTER (REPLACES E-

Exterior Trim

0082516



0082516

TRIM,INSERT NEW WHITE 188" (FLAT FOR FD ROOF CENTER)


0029996



0029996

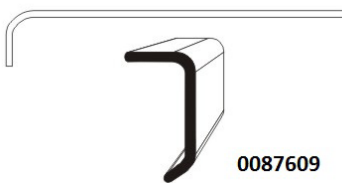
TRIM,INSERT OFFSET CW 99" K115 (WAS E973)

0064543



TRIM,INSERT OFFSET POLAR WHITE 120" ALUMINUM


0087609



0087609

TRIM,L-SHAPE NW REAR OFF DOOR SIDE (LT)

0087614



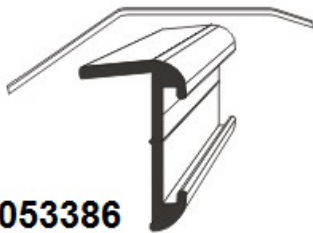
TRIM,L-SHP KW 1.38X192.00 AL +

0053589



TRIM,PREBENT 25" FRONT RH NW EAGLE/JAY/ESPRIT FD (SEE ECN Y0365-3 FOR FC,FT UNITS) (SEE WHERE USED IN BOM WH01)

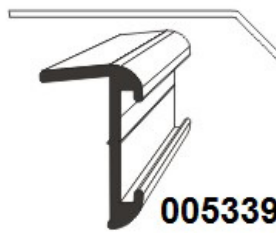
0053386



0053386

TRIM,PREBENT CW FD 1006,1008 ***NO LONGER AVAILABLE*** LEFT REAR

0053392



0053392

TRIM,PREBENT CW FD 705 LEFT FRONT OR RIGHT REAR

0053382



0053382

TRIM,PREBENT CW FD 806 LFT REAR ***NO LONGER AVAILABLE***

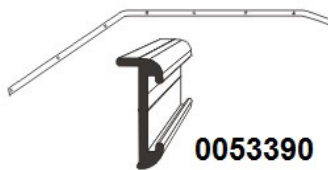
0053388



0053388

TRIM,PREBENT CW FD ALL DES ***NO LONGER AVAILABLE*** **CAN USE 0091972 NEW WHITE*** 89-91 LEFT FRONT

0053390



0053390

TRIM,PREBENT CW FD DES ***NO LONGER AVAILABLE*** **CAN USE 0091970 NEW WHITE*** 89-91 LEFT REAR

0052849



0052849

TRIM,PREBENT CW FW LEFT SECT ***NO LONGER AVAILABLE*** EAS SP 281 3L E0973

Exterior Trim

0052847



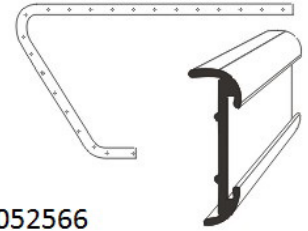
TRIM,PREBENT CW FW LEFT SECT
 NO LONGER AVAILABLE WAS SP
 281 1L E0973

0052851



TRIM,PREBENT CW FW LEFT SECT
 NO LONGER AVAILABLE WAS SP
 281 4L E0973

0052566



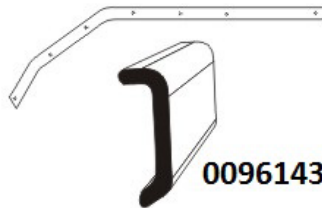
TRIM,PREBENT CW MH LEFT C SECT
 NO LONGER AVAILABLE WAS SP
 280 CL E2760

0052568




TRIM,PREBENT CW MH LEFT D SECT
 WAS SP 280 DL E2760 ***NO LONGER
 AVAILABLE***

0096143



TRIM,PREBENT NW FD 1006,1008
 LEFT REAR 1993 **REPLACED BY
 0068145**

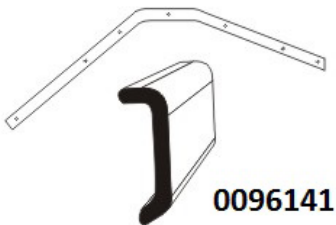
0053582



TRIM,PREBENT NW FD 1206,1208, 1406
 LEFT FRONT 1992

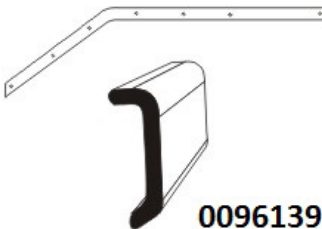
0053582

0096141



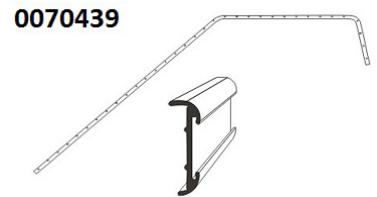
TRIM,PREBENT NW FD 806 LEFT
 REAR 1993

0096139



TRIM,PREBENT NW FD 806,1006, 1008
 RIGHT FRONT 1993

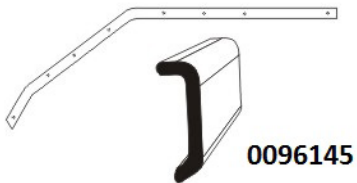
0070439



TRIM,PREBENT NW JAY DES FW FRT
 DOOR SIDE KB

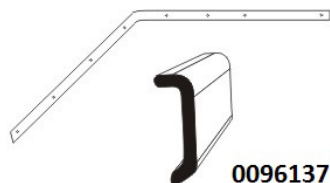
0070439

0096145



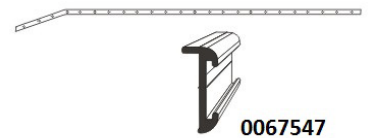
TRIM,PREBENT NW JAY FD HI WALL
 LH REAR CORNER 1993--

0096137



TRIM,PREBENT NW JAY FD HI WALL
 RIGHT FRONT 1993--

0067547



TRIM,PREBENT NW JAY FW TOP 90°
 DOOR SIDE 1993 *** NO LONGER
 AVAILABLE ***

0067547


Exterior Trim

0085127




TRIM,PREBENT REAR ROAD SIDE NW
NO LONGER AVAILABLE

0178594




TRIM,ROOF EDGE MILL-FINISH 80"
NO HOLE E0706 DIE

0171693



TRIM,ROOF EDGE NEW WHITE 114.75
NO LONGER AVAILABLE

0158346



TRIM,ROOF EDGE NEW WHITE 135.75
USE 0082512 188

0063448



TRIM,ROOF EDGE NW 16' ***NO
LONGER AVAILABLE*** **CAN USE
0082512 188***

0001501




TRIM,SEAL BULB GRAY LARGE FD
ROOF

0068156




TRIM,SLDT EXTRUSION NW 192"
REPLACE WITH 0170405 E-7199

0161490




TRIM,SLIDEOUT OPENING POLAR
WHITE .75X168.00 SINGLE PUNCH
ALUMINUM WITH .88 LEG

0203702




TRIM,SLIDEOUT ROOM DESIGNER
NO LONGER AVAILABLE **RE-
PLACED BY 0212148 207***

0203700




TRIM,SLIDEOUT ROOM DESIGNER
WHITE 4.50X168.00 ALUMINUM 1.63
LEG WITH RETAINER

0198155



TRIM,SLIDEOUT ROOM KEMBERLY
REPLACED BY 0165349 192
WHITE 4.5X156 ALUMINUN WITH
1.63 LEG

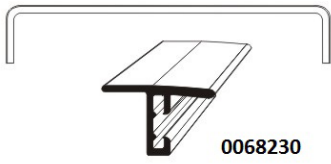
0198156



TRIM,SLIDEOUT ROOM POLAR
WHITE 4.38X146.00 DOUBLE PUNCH
ALUMINUM WITH 1.19 LEG WITH
INSERT

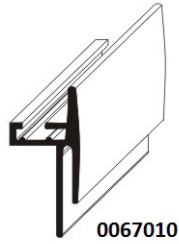
Exterior Trim

0068230




TRIM,T-MOLDING ROOF 102-3/4 NW
 NO LONGER AVAILABLE E7696
 DES FD (93) BACK

0067010



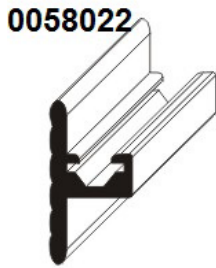
TRIM,T-MOLDING ROOF 169-1/2 NW
 E7500 SMOOTH

0058021




TRIM,T-MOLDING ROOF EDGE 238"
 NW RIBBED

0058022




TRIM,T-MOLDING ROOF EDGE 262"
 NW RIBBED

0167648




TRIM,U-CHANNEL BLACK 9/16 VINYL

0184118



TRIM,VINYL WITH LEG 1.19X65' JAY
 WHITE

0182174



TRIM,VINYL WITH OUT LEG
 1-3/16X65' JAYCO WHITE (ROLL=65')

0182152



TRIM,VINYL WITHOUT LEG 1.19X65'
 CHAMPAGNE

0183347



TRIM,VINYL WITHOUT LEG 1.19X65'
 CHARCOAL

Frames & Related Items

0228171



BUMPER,RUBBER 1X.5 ROUND BLACK

0088815



BUSHING,SNAP 2" BLACK

0050059



BUSHING,UNIVERSAL SNAP 1.13" BLACK SB1093-15 (SET=10) FOR FENDER SKIRT CRANK HOLE

0088565



CLAMP,VINYL COAT STEEL 1-1/2

0213726



FRAME,FW "1PH,2PH" MOR-RYDE +

0201174



HANDLE,CRANK STABILIZER JACK .5IDX22.5X9X4.25(SLOTTED STYLE)

0191849



HANDLE,JACK STABILIZER DOMAR WITHOUT HOOK (HEX STYLE)

0180539



HUBCAP,CHROME PLASTIC 5 LUG

0219440



JACK,DUAL STABILIZER 3200# 32" WITHOUT SWITCH AND BOX

0219696



JACK,POWER TONGUE 3500# BLACK

0196855



JACK,TONGUE 2000# SIDEWIND BLACK 2" INNER RAM 2.25 OUTER WITH MOUNTING PLATE- IDAHO

0211753



JACK,TONUGE 2000# SIDE WIND BLACK 2 INNER RAM WITH MOUNT PLATE AND BOLT ----INDIVIDUAL PARTS NOT AVAILABLE SEPERATE----

Frames & Related Items

0192167



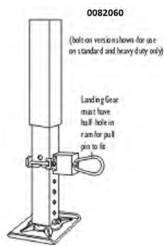
MOTOR,ELECTRIC FIFTHWHEEL WITH IGNITION PROTECT ROCKER SWITCH /HARNES FOR LANDING GEAR

0178102



PIN,LOCK 5/16X2-1/2 (SET=4)

0082060



PIN,PULL BOLT-ON LEG FW JACK (PAIR) ATWOOD 75360 NORCO

0196490



NUT,LUG .50-20 CAPPED TORQ-N-GO FOR ALUMINUM WHEELS

0195379



PIN,PULL "SNAPS"(PAIR) BOLT-ON ATWOOD 70045 FOR FW SUPER-DUTY LEGS ONLY 2 DIFF. VENDORS FOR THIS PIN:COLOR/STYLE MAY VARY

0168965



PAD,FOOT 9" WITH PIN 2000# JACK

0191848



PIN,PULL BOLT-ON JACK (PAIR=1-BAG OF 2)


Interior Doors

0209866



CYLINDER,AIR 250PSI POCKET DR

0210135




DISC,RUBBER 1.5 DIAMETER ADHESIVE BACK

0206252



DISC,STOP AIR CYLINDAR 1.5 DIA 7GA-STEEL (ON POCKET DOOR)

0204919



DOOR,SHOWER RADIUS 14X17X72 BRUSHED NICKEL CLEAR GLASS

0201931



DOOR,SHOWER RADIUS 34" OIL RUBBED BRONZE 16 ROLLERS

0011180



GUIDE,DOOR PLASTIC SLIDING BATH DOOR

0177457



HINGE,DR BATH NKL

0158856



LATCH,CLEAR PLASTIC SLIDING PDL-300 0087742

0207509



LATCH,COMPRESSION LOCKING WITH PULL TAB 2.25" PAW WITH 3.00 OUTSIDE DIAMETER FOR 2.44 DIAMETER HOLE STAINLESS STEEL

0183687

0183687



LATCH,DOOR KNOB ANTIQUE BRASS PASSAGE

0183688

0183688



LATCH,DOOR KNOB ANTIQUE BRASS PRIVACY

0186072

0186072



LATCH,DOOR KNOB PASSAGE STAINLESS STEEL

Interior Doors

0158470



LATCH,DOOR KNOB PASSAGE TULIP
LSML-C2-PB

0158469



LATCH,DOOR KNOB PRIVACY TULIP
LSML-C3-PB

0155343



LATCH,DOOR LEVER BRASS PASSAGE
.88 ESCORT

0155342



LATCH,DOOR LEVER BRASS PRIVACY
.88 ESCORT

0177460



LATCH,DOOR LEVER NICKEL PAS-
SAGE .88 ESCORT

0176427



LATCH,DOOR LOCK NICKEL PRIVA-
CY .88 ESCORT

0216873



MAGNET,DOOR POCKET WITHOUT
PL .75 STAINLESS STEEL WITH 23#
PULL

0187624



PULL,DOOR EDGE SLIDING LOCK
OIL RUBBED BRONZE

0177458



PULL,DOOR EDGE SLIDING LOCK
SATIN NICKEL

0176428



PULL,FINGER .75" NICKEL

0210035



PULL,FINGER 2.13 OLD WORLD
BRONZE


0058257



SNAP,STUD NICKLE/BRASS F103S
(SET=10)

Interior Doors

0156957



TRACK,CURTAIN CEILING MOUNT
NW ***USE 0156308*** 8' PLASTIC

Interior Fascia

0233745



APPLIQUE,3X4.5 HERITAGE MOCHA BEECH GLAZE WITH RECTANGULAR PATTERN

0224065



APPLIQUE,3X4.5 VALENTINO COFFEE RECTANGLE PATTERN

0233746



APPLIQUE,3X8.25 HERITAGE MOCHA BEECH GLAZE WITH RECTANGLE PATTERN

0216342



BLOCK,CORNER BOURBON GLAZE 1.5X6.25X7.25 RIGHT HAND C2 MDF SQUARE

0216340



BLOCK,CORNER BOURBON GLAZE 1.5X6.25X7.25X7.25 LEFT HAND C2 SQUARE

0220286



BLOCK,CORNER BOURBON GLAZE 2X6.25X7.25 RIGHT HAND C2 MDF SQUARE SCROLL OUT

0220061



BLOCK,CORNER CONCORD CHERRY .96X5.75X7.5 CENTER MDF CP2

0208417



BLOCK,HDR CNCRT CHRY 07.25X +

0207899



BLOCK,HEADER CONCERT CHERRY 7.25X1.21X2 COUNTER STYLE:391J

0224204



BLOCK,HEADER CONCORD CHERRY 1.5X7.25X.88 MIDDLE RIGHT END

0208394



BLOCK,HEADER CONCORD CHERRY 2X10 CENTER

0211609



BLOCK,HEADER CONCORD CHERRY 2X7 CENTER BIG RADIUS

Interior Fascia

0224495



BLOCK,HEADER CONCORD CHERRY
6.25X10.25X1.13 LEFT HAND END
STYLE 643DD

0224062



BLOCK,HEADER CONCORD CHERRY
7X6.25X.78 LEFT HAND END 642D

0233179



BLOCK,HEADER ESPRESSO BLACK
7X10X.78 CENTER FR0420HEMC

0211611



BLOCK,LEG LOWER CONCERT CHERRY
3X5.66 BOOT BIG RADIUS (SET=2)

0207895



BLOCK,LEG LOWER CONCERT CHERRY
5.75X1.21X2 CLEAR STYLE:391D

0211610



BLOCK,LEG UPPER CONCERT CHERRY
1X5.66 CLR BIG RADIUS

0207896



BLOCK,LEG UPPER CONCERT CHERRY
5.75X.86X.5 CAP STYLE:391E

0713527



FASCIA,MOKN 02.38X096.00 INSR+
NO LONGER AVAILABLE

0194714



FASCIA,PROVINCIAL GLAZE MAPLE
5X75 FOAM CARRIER

0217020



SHELF,FASCIA SONRA/CML HG +
SHELF,FASCIA SONRA/CAMEL HIGH
GLOSS 7X8.25 1.25 BULL NOSE EDGE

0202589



TRIM,CROWN CMLGM 2.63X10'


Lifter System

0011628



BOLT,EYE .25-20X4 ZINC FOR LIFTER CABLES

0210173



BOX,CONT F/PWR RF FD

0500127




BRACKET,CORNER CURVED REVERSE (LH) 1) 1-1/4 STEEL BEARING PULLEY 3004222 (ALSO NEED 0500128 IF REPLACING CORNER

0500128



BRACKET,PULLEY 1.25 SINGLE STEEL BEARING PULLEY 3004210

0150016



BRACKET,PULLEY 1-1/2" 1-HOLE CORNER ***NO LONGER AVAILABLE PER SUPPLIER***

0085921



BRACKET,PULLEY 2" 1-HOLE

0083596



COVER,POWER LIFT SWITCH W/KEY G8102

0084059



COVER,POWER LIFT SWITCH W/O LOCK G8002

0051803



INSERT,LIFTER POST FOR 3-STAGE AND 4-STAGE LIFTER POSTS 1-1/4 B-125 (TOP OF THIRD POST)

0051804



INSERT,LIFTER POST FOR 3-STAGE AND 4-STAGE LIFTER POSTS S-100 (BOTTOM OF SECOND POST)

0017911



INSERT,LIFTER POST FOR 4-STAGE LIFTER POST 1-1/2" B-150 (TOP FOURTH POST)


0017907



INSERT,LIFTER POST FOR ALL LIFTER POSTS 1 B-100 (TOP OF SECOND POST)

Lifter System

0017906



INSERT,LIFTER POST FOR TOP OF ALL LIFTER POSTS 3/4 P-75 ***NO LONGER AVAILABLE*** **REPLACED BY 0502396**

0157558



PULLEY,ASSEMBLY QWEST FD 3045005

0500129



PULLEY,STEEL BEARING 1.25 WITH BOLT KIT

0012377



RIVET,FOR A-43 PUSH ROD

0710411



PULLEY, BALL BEARING LIFTER

0150467



PULLEY,FLOOR 1-1/2" STEEL BEARING W/2" BRACKET

0710971



PULLEY,STL BRNG SR-333-23

0085923



RIVET,LIFTER PULLEY 1/4X5/8 A-53 (SET=2)

0150469



PULLEY,1-1/2" PULLEY STEEL BEARING W/1-1/4" L BRACKET

0150219



PULLEY,LIFTER SINGLE STEEL 1.5 WITH BALL BEARING

0150468



PULLEY,WALL 1-1/2" 2-PULLEY STEEL BEARING W/3/4" BRACKET

0250885



ROLLER,ASSEMBLY LIFT POWER ROOF FOLD DOWN WITH 4 ROLLERS/CABLE MOUNTING PLATE/ BRONZE ACME NUT/HARDWARE

Lifter System

0087212



SLUG,DRIVE 7/8 TUBE

0500292



SPROCKET,12 TOOTH FD POWER LIFT SYSTEM ***NO LONGER AVAILABLE***

0057839



SWITCH,LIMIT 15 AMP SINGLE POLE/ SINGLE THROW WITH ROLLER TIP MFR IS CHERRY, # E13-02K

0211780



SWITCH,LIMIT 15A SINGLE POLL -DOUBLE THROW ROLLER TIP E13-00K CHERRY

0012370



TRACK,CORNER CURVED W/O PULLEY ***NO LONGER AVAILABLE*** ***REPLACED BY 0085073*** A-16

0150471



TRACK,CURVED RIGHT-HAND 1.5" SINGLE PULLEY STEEL BEARING

0150470



TRACK,CURVED W/LH PULLEY STEEL BEARING

0012385



WINCH,FD W/CABLE KEEPERS 3.75 TUBE 1.13 DRUM RH (ALL 10'/12' /14') A-29 (FRONT WINCH)

Plumbing - Drain Lines

0021017



ADAPTER,TERMINATION 3" HUB X 3 BAYONET END T1029-2

0012851



ADAPTER,TERMINATION 3"SPIGIT X 3" BAYONET T1029-1

0171235



CABLE,TERMINATION EXTENTION 61" WITH HANDLE ASSEMBLY

0153478



CABLE,TERMINATION EXTENTION 72" WITH HANDLE ASSEMBLY

0052959



CAP,1-1/2 THREADED ABS W/STRAP

0086760



CAP,END 4" SEWER HOSE

0012802



CAP, T-VALVE 3" W/BYNT HOOKS & STRAPS

0012825



COUPLER,1-1/2 HUB X 1-1/2 HUB 5801 63-0102

0012847



COUPLER,ABS 3 HUB X 3 HUB 5801 ***NO LONGER AVAILABLE*** ***DEALER CAN GET LOCAL*** 63-0104

0170450



COVER,ACCESS HATCH THREADED 5" ECRMA-NO AUTO SEWER CON-N(STD)(ECRMA)

0209790



DRAIN,POP-UP W/OVFL ABS CHRM

0012885



DRAIN,SHOWER 2-1/2 METAL BODY W/GRID & WASHER LESS LOCK NUT 19537 33-3010

Plumbing - Drain Lines

0216296



0216296

DRAIN,SINK 1.84 SATIN NICKEL PUSH
STYLE TIP TOE

0209321



0209321

DRAIN,SINK VESSEL FLARE WITH-
OUT OVERFLOW CHROME

0173143



ELBOW,90° 3" HUB BY 3" HUB BY
1-1/2" HUB LOW HEEL LONG TURN

0012830



ELBOW,STREET 45 DEGREE 1-1/2
SPIGOT 1-1/2 HUB 5806-2 63-0612

0012877



DRAIN,SINK 2.25 METAL BODY IN-
CLUDES LOCK NUT/WASHER/SCREW
IN BASKET/TAILPIECE/NUT/RUBBER
WASHER (FOR FOLD DOWN FLIP

0012828



ELBOW,45 DEGREE 1-1/2 HUBX 1-1/2
HUB 5806 63-0602

0012833



ELBOW,LONG TURN 90 DEGREE 1-1/2
HUBX1-1/2 HUB 5807-LT 63-0712

0012848



ELBOW,STREET 45 DEGREE 3 HUBX3
SPIGOT 5806-2 63-0614

0012875



DRAIN,SINK 3.5 METAL CLAD BODY
HAS GASKETS/LOCK NUT/STAINLESS
STEEL BASKET (NOTE: COMPLETE
PLASTC BISQUE DRAIN=0184029)

0012831



ELBOW,90 DEGREE 1.5HUBX1.5HUB
HUB 5807 63-0702

0012844



ELBOW,LONG TURN 90 DEGREE
2HUBX2HUB 5807LT 63-0713

0012832



ELBOW,STREET LONG TURN 1-1/2
HUBX1-1/2 SPIGOT 5807-2LT 63-0742

Plumbing - Drain Lines

0012849



ELBOW, STREET LONG TURN 90 DEGREE 3 HUB X 3 SPIGOT 5807-2LT 63-0744

0012846



FLANGE, CLOSET 4X3" FEMALE PIPE THREAD OUT (2" OVERALL)

0160375



GROMMET, RUBBER 1.50

0160376



GROMMET, RUBBER 3.00

0045636



ELBOW, SWIVEL 1.5 FANGE BY .75 MALE HOSE THREAD

0058027



FLANGE, EVACUATION .75 SKY WHITE SINK DRAIN WITH CAP (STRAP SOLD SEPERATE PART #0084335)

0163539



GROMMET, RUBBER 2" WITH GROOVE (SET=5)

0017740



HOSE, SEWER 3" X 20' FD-320

0169967



FLANGE, CLOSET 4X3 HUB SHORT ***NO LONGER AVAILABLE*** **DEALER CAN GET LOCAL** THREAD 6336345

0222185



GROMMET, RUBBER 1.5 WITHOUT GROOVE

0222186



GROMMET, RUBBER 3 WITHOUT GROOVE

0012884



LOCKNUT, PLASTIC 1-1/2 ***USE 0049316*** CARDINAL SINK DRAIN 33-5012 19353

Plumbing - Drain Lines

0048935



NIPPLE,ABS 3" MALE PIPE THREAD BY 3" PIPE 5829-2 T1E

0012845



NIPPLE,ABS 3MPTX3MPTX2-1/2" 5829 TBE

0214139



PIPE,CONTINUOUS WASTE 1.5 DISH-WASHER WITH .75 DIRECT CONNECTION SPT-FPT TO BOTH DRAINS

0087694



PIPE,CONTINUOUS WASTE 1.5" STRAIGHT RUBBER

0012812



PIPE,CONTINUOUS WASTE ADJUSTABLE 12 TO 16 1-1/2 THREADED SINK ENDSX1-1/4 TUBULAR OUTLET (14'FD)

0088703



P-TRAP,1-1/2 UNION TRAP-SLIP NO WASHER (UNIV F/SINK & LAV -NEED WASHER 0087693 1-1/2" OR 0089245 1-1/4 & 0012816 UNION

0050862



P-TRAP,ABS 1-1/2 BLACK

0052211



P-TRAP,ABS 1-1/2HUB X1-1/2HUB

0151811



ROD,EXTENSION 12" ALUMINUM FPTXMP T TERMINATION

0158986



ROD,EXTENSION 16" ALUMINUM FEMALE THREAD X MALE THREAD TERMINATION

0221890



SENDER,12.00 FIELD EFF FLUID +

0059269



SPIGOT,DRAIN 3/8 BARB NU-WHITE

Plumbing - Drain Lines

0190364



SPRAYER,TANK 3 PIECE WITH BLACK WATER INLET,VACUUM BREAKER,TANK SPRAYER

0179744



SPRAYER,TANK 3 PIECE WITH WATER INLET/VACUUM BREAKER/ AND TANK SPRAYER

0223892



SPRAYER,TANK 3-PIECE/WHITE WATER INLET/PLASTIC CHECK VALVE / VACUUM BREAKER/TANK SPRAYER

0223894



SPRAYER,TK 3PC W/BLK WTR INL +

0012836



TEE,WYE 45 DEGREE 1-1/2 HUBX 1-1/2 HUBX1-1/2 HUB 5810 63-1002

0012837



TEE,WYE 45 DEGREE 3 HUBX3 HUBX 1-1/2 HUB 5810 63-1016

0012838



TEE,WYE 90 DEGREE 1-1/2 HUBX 1-1/2 HUBX1-1/2 HUB 5811 63-1102

0012840



TEE,WYE LONG TURN 1-1/2 HUBX 1-1/2 HUBX1-1/2 HUB 5812LR 63-1202

0030104



TEE,WYE LONG TURN 3X3X1-1/2 5812-LR 63-1218

0088184



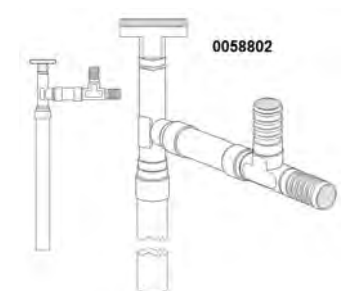
VALVE,CHECK FLUSH NO FUSS 2500 ***REPLACED BY 0157128***

0160686



VALVE,DRAIN .5X.5X.25 BRASS

0058802



VALVE,DRAIN IN LINE ***NO LONGER AVAILABLE*** **CAN USE 0089983*** ELBOW-STYLE

Plumbing - Drain Lines

0015022



VALVE,DRAIN IN LINE LOW POINT
 NO LONGER AVAILABLE 3/8B X
 3/8B X 3/8B V22A6-D *NLA-SUPPLIER
 OUT OF BUSINESS*

0153477



VALVE,TERMINATION ASSY 1.5
 HUB BY 1.5 SPIGOT (SET FOR CABLE
 ASSEMBLY) (CABLE NOT INCLUDED)
 "VALTERRA"

0012799



VALVE,TERMINATION ASSY
 1-1/2" 3-PART PREASSEMBLED W/
 1-1/2"SPIGOTX1-1/2"SPIGOT

0012806



VALVE,TERMINATION ASSY 3" 3-PART
 PREASSEMBLED W/3" HUBX3"SPIGOT
 #40

0174218



VALVE,TERMINATION 3" ASSEMBLY 3
 SPIGOT BY 3 SPIGOT

0012800



VALVE,TERMINATION ASSY
 1-1/2" 3-PART PREASSEMBLED W/
 1-1/2"HUBX1-1/2"HUB

0012809



VALVE,TERMINATION ASSY 3"
 2-VALVE 6-PART W/3"HUB & VALVE,
 1-1/2"HUB W/1-1/2" T-VALVE & 3"X1-
 1/2" ROT FLANGE

0153476



VALVE,TERMINATION ASSY 3"HUBX
 3"SPIGOT WITH CABLE BRACKET

0173675



VALVE,TERMINATION 3"HUBX3"HUB
 WITH CABLE-BRACKET

0012798



VALVE,TERMINATION ASSY
 1-1/2" 3-PART PREASSEMBLED W/
 1-1/2"HUBX1-1/2"SPIGOT

0011685



VALVE,TERMINATION ASSY 3" 3-PART
 PREASSEMBLED W/3" HUBX3" HUB
 #40B

0012997



VENT,PRO-VENT WITH 1.5"
 REPLACED BY FOLLOWING
 0012997.A HAS MPT CAP
 0012997.B HAS FPT CAP

Plumbing - Drain Lines

0012968



VENT,SIDE ONE PIECE 1.5 HUB ***NO LONGER AVAILABLE*** INLET FOR 2 WALL W/LOCK NUT & THREADED CAP (14'FD) SV4

0012959



WASHER,RUBBER (RUBBER DONUT) 2.75ODX.5IDX.63 THICK (FD FLIP KITCHEN DRAIN SEAL)

0012823



WASHER,RUBBER FLAT 1-1/2 14'FD SINK DRAIN ADAPTER GASKET 34 B1057R

Plumbing - Fresh Water

0161027



ADAPTER,1-1/2 BARB X 1-1/2 MALE PIPE THREAD 1436-R

0052957



ADAPTER,1-1/2 HUB BY 1-1/2 MALE PIPE THREAD

0156185




ADAPTER,1-1/2X1-1/2 SPIGOT TO MALE PIPE THREAD ABS

0012827



ADAPTER,FEMALE 1-1/2SPIGT X1-1/2 FPT 5803-2 63-0322

0212841



ADAPTER,FLAIR-IT .5 PIPE BY .5 MALE PIPE THREAD

0213608



ADAPTER,FLAIR-IT 1/2 P X 1/8 FEMALE PIPE THREAD

0059216



ADAPTER,MALE 3 HUB X 3 MALE PIPE THREAD

0025628



ADAPTER,SEWER HOSE STRAIGHT T1024

0089182



ADAPTER,SWIVEL 1-1/2 S X 1-1/2 FEMALE PIPE THREAD 1-7/8 SWIVEL 1-1/2 SPIGOT X 1-1/2 FEMALE PIPE THREAD X 1-7/8

0089241



ADAPTER,SWIVEL 1-1/2 S X 1-1/2 FEMALE PIPE THREAD 1-1/8

0013059



BOTTLE,WATER 5 GAL J-2

0502647



BREAKER,VACUUM/CHECK VALVE SPRAYER TANK

Plumbing - Fresh Water

0212737



CAP,FLAIR-IT .50P *DE

0160685



CLAMP,1/2" PLUMB-PEX T7030 (SET=10)

0011644



CLAMP,WORM GEAR 1/4 TO 7/8 M6P

0011645



CLAMP,WORM GEAR 3/4X1-3/4 ***NO LONGER AVAILABLE*** **DEALER CAN GET LOCAL***

0160680



CONNECTOR,SWIVEL .5 B X .5 FPT ***NO LONGER AVAILABLE*** **CAN USE 0194424*** STRAIGHT COPPER W8076

0012926



COUPLER,PLASTIC 1/2MPT X 1/2MPT C33T

0089976



COUPLING,1/2 BARB PLASTIC

0169250



COUPLING,1/2 MALE PIPE THREAD BY 1/2 MALE PIPE THREAD BRASS WITH HEX

0213599



COUPLING,FLAIR-IT .38PX *DQ+

0213597



COUPLING,FLAIR-IT .38PX.38P*DO

0213598



COUPLING,FLAIR-IT .50PX *DP+

0212680



COUPLING,FLAIR-IT .50PX.50P*DC

Plumbing - Fresh Water

0213600



COUPLING,FLAIR-IT .5PX.5FPT SWIVEL

0160681



ELBOW,.5X.5 BRASS T5220

0168837



ELBOW,1/2 (RADEL PLASTIC)

0089977



ELBOW,1/2 BARB X 1/2 BARB PLASTIC

0161150



ELBOW,1-1/4X1-1/4 MALE PIPE THREAD/BARB

0213601



ELBOW,FLAIR-IT .38PX.38P *EG

0213602



ELBOW,FLAIR-IT .50PX.50MPT *DT

0212224



ELBOW,FLAIR-IT .5P X .5P

0213449



ELBOW,FLAIR-IT SWIVEL .5PX.5FPT

0212840



ELBOW,FLAIR-IT SWVL .38X +*DF

0012931



ELBOW,PLASTIC 1/2MPT X 1/2MPT
NO LONGER AVAILABLE E33T

0012933



ELBOW,PLASTIC 3/8MPT X 1/2BARB
TE2068

Plumbing - Fresh Water

0012932



ELBOW,PLASTIC 3/8MPT X 3/8BARB
 NO LONGER AVAILABLE
 DEALER CAN GET LOCAL
 TE2066

0168836



ELBOW,SWIVEL .5" BARB X .5 FPT
 RADEL PLASTIC WITHOUT WING

0194057



FAUCET,KITCHEN 8 DOUBLE ***NO
 LONGER AVAILABLE*** GOOSENECK
 NICKEL WITH BRASS (CAN NOT
 ORDER COMPONENTS)

0151134



FAUCET,LAV 4 CENTER CHROME
 CLEAR KNOB HANDLES

0089978



ELBOW,SWIVEL .5 BARB X .5 ***RE-
 PLACED BY 0168836*** FEMALE PIPE
 THREAD PLASTIC

0160682



ELBOW,SWIVEL 1/2X1/2 FPT COPPER
 T2099

0196848



FAUCET,KITCHEN 8 SINGLE PULL
 OUT BRUSHED NICKEL WITH LOOP
 HANDLE

0190212



FAUCET,LAVATORY 4 ALMOND
 CLEAR KNOB HANDLES

0215948



ELBOW,SWIVEL .5 MPT X .5 FPT

0212545



FAUCET,4 CENTER FRONT MOUNT
 BRASS QUICK CONNECT

0217199



FAUCET,KITCHEN 8" PULL-OUT
 NO LONGER AVAILABLE **CAN
 USE 0225597*** BRUSHED NICKEL/
 LOOP HANDLE

0194636



FAUCET,LAVATORY 4 BRUSH NICKEL
 /LEVER HANDLE/NO POP UP

Plumbing - Fresh Water

0190022



FAUCET,LAVATORY/SHOWER 4 ALMONDCLEAR KNOB HANDLES

0189712



FAUCET,SHOWER 4 ALMOND CLEAR KNOB HANDLES 1.5 SHANK

0241618



FAUCET,SHOWER 4 BISCUIT WITH SMOKE CRYSTAL HANDLES

0166077



FAUCET,SHOWER 4" WHITE/CLEAR KNOB HANDLES/1.5" SHANK

0190023



FAUCET,SHOWER/TUB 4 ALMOND 1.5 SHANK CLEAR KNOB HANDLES

0193610



FAUCET,SHOWER/TUB 4 NICKEL 1.5 SHANK CLEAR KNOB HANDLE

0235776



FAUCET,TUB/SHOWER 4 PARCHMENT 2 ACRYLIC HANDLE

0184890



FILL,WATER CITY BLACK WITH BRASS FITTING

0190366



FILL,WATER CITY MPT BASS CHECK VALVE BLACK

0214425



FILL,WATER CITY MPT BRASS NO CHECK VALVE BLACK

0223890



FILL,WATER CITY POLAR WHITE WITH PLASTIC FITTING AND CHECK VALVE

0059822



FILL,WATER CITY RECESSED PW PLASTIC FLANGE W/PLASTIC CHECK VALVE & MALE WATERLINE HOOK UP 321-B-2P

Plumbing - Fresh Water

0163730



FILL, WATER CITY WITH MALE PIPE
THREAD BRASS CHECK VALVE 160-
85-A-26

0159054



FILL, WATER CITY WITH PLASTIC
FITTING 160-85-2P

0223891



FILL, WATER COMBINATION POLAR
WHITE 6.5X7.63MPT WITH PLASTIC
FITTING

0184889



FILL, WATER GRAVITY BLACK

0223975



FILL, WTR CITY W/MPT PLSTC *GY+
DO NOT USE/USE 0221673

0167925



FILTER, WATER KINETIC DEGRADA-
TION FLUXION CARBON WITH 1/2"
MALE FITTING

0213916



FITTING, FLAIR-IT .38PX.38P*EC+

0213603



FITTING, FLAIR-IT .50PX.50P*DU+

0213607




FITTING, FLAIR-IT .50PX.50P*DY+

0057042



FLUSH, NO-FUSS #336 F/HOLDING
NO LONGER AVAILABLE **RE-
PLACED BY 0179744 ***

0212685



HANDLE, FLAIR-IT TEAR DRP +*DD

0049325



HEAD, SHOWER WHITE WITH SHUT-
OFF ***USE 0085738 MOUNTING
BRACKET***

Plumbing - Fresh Water

0012902



HOSE,FLEX 1.25X120"REINFORCED
NO LONGER AVAILABLE **CAN
USE 0223207 TAN*** FRESH WATER
FILL HOSE CSA

0084194



PUMP,HAND LOW-BOY 2-WAY AC-
TION (FD) NEW WHITE 131-5

0089982



RING,CRIMP .5" UPONOR (SET=25)

0083081



SCREEN,WATER FILTER 3/8X1/2 ***NO
LONGER AVAILABLE*** **DEALER
CAN GET LOCAL*** PLASTIC

0175335



INLET,WATER SPRAYER TANK WHITE
(PLASTIC) WITHOUT CHECK VALVE
WITH WHITE RUBBER SCREW IN CAP
(CAP NOT AVAIL. SEP)

0013512



REDUCER,OUTLET ECCENTRIC
HOLDING TANK 3 SPIGOT X 1-1/2
HUB T-1041-1

0067984



RING,CRIMP 3/8 COPPER (SET=5)

0049375



SPIGOT,DRAIN .38" 304 WITH .38
MALE PIPE THREAD

0089974



NUT,FAUCET 1/2 PLASTIC

0201166



REEL,HOSE WATER POWER 12VOLT
50'

0192626



SCREEN,FILTER WATER PUMP .50FE-
MALEX.50MALE PIPE THREAD

0014280



SPIGOT,DRAIN 1/2 BARB W/FLANGE
WHT

Plumbing - Fresh Water

0160789



SUPPORT,BEND 90 DEGREE 1/2 PLASTIC

0089979



TEE,1/2 BARB PLASTIC ***NO LONGER AVAILABLE***

0168356



TEE,1/2X1/2 RADEL PLASTIC

0168322



TUBE,WATER PEX .5"X20'

0160684




VALVE,BALL .5X.5 BRASS QUARTER TURN SHUT OFF WITH PLATE T7355 WITH BLACK PLASTIC HANDLE

0220440



VALVE,BALL .5X.5 PLASTIC QUARTER TURN WITHOUT PULL (FORMERLY WHITE, NOW BLACK)

0205931



VALVE,BYPASS WATER HEATER 3-WAY .5X.5X.5 PEX

0161314



VALVE,CHECK CITY WATER FILL #2P W/PLUG W/O MOUNTING FLANGE ALL PLASTIC (REPLACEMENT CHECK VALVE ONLY FOR PLASTIC, BRASS

0089983



VALVE,DRAIN LOW POINT 1/2 BARB PLASTIC PEX

0213604



VALVE,FLAIR-IT .38PX.38P *DV+

0213605



VALVE,FLAIR-IT .5PX.5P STOPV ANGLE 06884

0213606



VALVE,FLAIR-IT .5PX.5PX.5P + CENTER DRAIN 3-WAY

Plumbing - Fresh Water

0205929



VALVE,FLAIR-IT STOP STR *EN+

0089981



VALVE,STOP 1/2 BARB BY HOSE BRASS

0089980



VALVE,STOP 1/2 BARB X 1/2 BARB
NO LONGER AVAILABLE **CAN
USE 0160684*** PLASTIC

0205930



VALVE,WASHING MACHINE BOX .50
PEX WITH MALE PIPE THREAD

0201002



VALVE,WATER .25" SHUT-OFF WHITE
PLASTIC W/BUE HANDLE QUICK
CONNECT HOOK UP

0089245



WASHER,BEVELED 1-1/4IDX1-1/2OD
PLASTIC

0087693



WASHER,RUBBER 1-1/2 BEVELED
CONE

0089975



WASHER,RUBBER CONE 1/2 INSIDE
(SET=10) ***NO LONGER AVAILABLE
WHEN STOCK IS DEPLETED.***


Propane

0162033



ADAPTER,MALE QUICK DISCONNECT 2000 SER 1/4 MPT X 1/4 SPIGOT (FITS 82-9113) (ALSO NEED 0162036 IF USING TO

0150015



BEZEL,INTERIOR LP LINE ABS BLACK HAIRCELL FINISH 5X3-1/2

0017918



CAP,LP GAS FILL YELLOW MH FISHER G1014A

0012190



COVER,REGULATOR GAS 2-STAGE PLASTIC 260-26

0157726



ASSEMBLY,GAUGE & FLOAT LP TANK (SCREW-IN TYPE)

0601520



BRACKET,LP 1-1/2X3-7/8

0011231



CLAMPSADDLE ZINC PLATED FOR GUARD PIPE (GC-5) ***NO LONGER AVAILABLE*** **DEALER CAN GET LOCAL***

0012857



CROSS,4-WAY 3/8X3/8X3/8X1/2FPT C4EEEE 56-4254

0012174



BAR,HOLD DOWN DOUBLE LP BOTTLE HOOKUP 1588

0102184



BRACKET,LP BLACK PIPE (1-1/2X3 BLANK SIZE) EGL/HWK TT

0071770



COVER,PLASTIC FOR 2 STAGE GAS REGULATOR (1ST OF 2 STAGES)

0089043



DETECTOR,LP LEAK 3"X4" RECESSED 40442-A

Propane

0156645



DETECTOR,LP LEAK RECESSED 3X7 WHITE

0065390



DETECTOR,LP LEAK SA-8 ***NO LONGER AVAILABLE***

0198704



DETECTOR,LP/CO ALARM WHITE RECESS MOUNT 12 VOLT DC HARD WIRE

0219244



DETECTOR,LP/CO ALARM WHITE RECESS MOUNT STYLE:36636

0204528



DETECTOR,LP-CO ALARM BLACK RECESS MOUNT 12V DC HARD WIRE

0038538



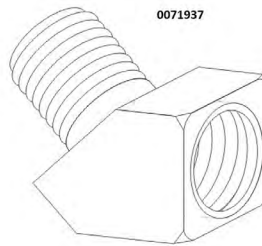
ELBOW,3/8MPT X 3/8FPT F116E 56-4297

0012908



ELBOW,90? 1/2 FEMALE PIPE THREAD BY 1/2 FEMALE PIPE THREAD BLACK (43-1106)

0071937



ELBOW,STREET 45 DEG 2214-4-4 BRASS

0162926



FITTING,BULKHEAD .5FLX.5FPT BODY ONLY

0017950



GAUGE,LP 90 OHM ELECTRIC TRANSMITTER DIAL (SIGHT GAUGE) MA-6

0017920



GAUGE,LP MH FLOATING BOLT-IN TYPE MA-9

0189471



GAUGE,LP SNAP ON DIAL DIRECT CHAMBER

Propane

0185996



HOSE,LP .25ID 36" SPIGOT WITH QUICK DISCONNECT VALVE AND ADAPTER

0192211



HOSE,LP .25IDX36" S QDISC V +

0156369



HOSE,LP 11"OA 1/4 INVERTED FLRX-GRN T1 ACME

0013505



HOSE,LP 12" EXCESS 1/4 INVERTD FLARE X EXCESS FLOW POL 19106 CSA

0156583



HOSE,LP 18" LENGTH .25" INVERT FLARE X GREEN TYPE 1 ACME

0156370



HOSE,LP 24" OVERALL .25" INVERT FLARE BY GREEN TYPE-1 ACME

0025759



HOSE,LP 30" 3/8 ID 3/8 MPT X ***REPLACED BY 0012186 36"*** 1/2 FEMALE FLARE SWIVEL

0022947



HOSE,LP 35" 1/4 ID 1/4MPTX3/8 ***NO LONGER AVAILABLE*** MF FOR OUTSIDE STOVE 82-4350

0150218



HOSE,LP 36" 1/4 ID 3/8FPT ***NO LONGER AVAILABLE*** **CAN USE 0162035 HOSE AND 0162036 VALVE FOR REPLACEMENT***

0012186



HOSE,LP 36" 3/8 ID 3/8 MPT X 1/2 FEMALE FLARE SWIVEL

0050075



HOSE,LP 36" 3/8 ID 3/8 MPT X1/2 FEMALE FLARE SWIVEL HH 82-4486 HH-636-MP6-FF8

0056459



HOSE,LP 36-1/4" 3/8 ID *** NO LONGER AVAILABLE *** 3/8 MALE FLARE SWIVEL 4261233-35 CSA

Propane

0012187



HOSE,LP 40" 3/8 ID 3/8 MPT X 1/2 FEMALE FLARE SWIVEL *** WILL BE 42" LONG ***

0081695



HOSE,LP 48" 3/8 ID 3/8MPTX1/2" FE-MALE FLARE SWIVEL HH CSA

0156332



HOSE,LP 72" 3/8ID 3/8 FEMALE SWIV-EL W/SPRING

0012864



NUT,FLARE FEMALE 3/8 40E 56- 4030

0051338



HOSE,LP 42" 1/4 ID 3/8 MPTX3/8 ***NO LONGER AVAILABLE*** MF CSA

0156597



HOSE,LP 54" .38ID .38MPTX.50 FFL(C-SA)

0220830



LATCH,ACCESS GAS BOTTLE COVER BLACK PL-SW 10205-2006

0193796



PIPE,IRON .5 MPT X 120" BLACK

0012188



HOSE,LP 48" 3/8 ID 3/8 MPT 1/2 FE-MALE FLARE SWIVEL 43611-48 GAS HOSE 311787

0072971



HOSE,LP 54" 3/8 ID 3/8 MALE PIPE THREAD 1/2 FEMALE SWIVEL VN #82-6481

0227126



LP,KIT CAVAGNA FOR 30LB INVERT REGULATOR/VENT COVER/WALL BRACKET/UNION MALE .5FLX BY .38 MALE NPT/SCREW/90-DEGREE

0168986



PIPE,IRON .5 MPT X 96 BLK

Propane

0087799



PIPE,IRON .5X110" BLACK TUBE

0012910



PIPE,IRON BLACK 1/2" MALE PIPE
THREAD X 9"

0022948



PLUG,DUST CAP FOR QUICK QDB
DISCONNECT VALVE 82-9002

0158163



REGULATOR,GAS 2 STAGE W/90
NO LONGER AVAILABLE **CAN
USE 0181432*** DEGREE INVERTED
FLARE ELBOW

0071765



REGULATOR,GAS 2-STAGE FD CSA
NO LONGER AVAILABLE 82-
2600A

0038187



REGULATOR,GAS AUTOMATIC TWO
STAGE 82-2340 (USE TO BE254-00)

0071767



REGULATOR,GAS W/EXCESS FLOW
REPLACED BY 0169562 POL
82-2640A

0169588



SENDER,FUEL REMOTE 90-OHM
SNAP ON

0600399



SHIELD,FITTING LP 3-1/2X3-7/8

0012921



TEE,.50 FEMALE PIPE THREADX.50
FEMALE PIPE THREADX.50 FEMALE
PIPE THREAD BLACK

0012871



TEE,3/8 FLX1/2 FPTX3/8 FL 51EFE
56-4190

0012872



TEE,3/8 FLX1/2 MPTX3/8 FL ***NO
LONGER AVAILABLE*** **DEALER
CAN GET LOCAL*** 53EFE 56-4171

Propane

0067974



TEE,BRASS 1/2BARB X 1/2BARB X ***NO LONGER AVAILABLE***
DEALER CAN GET LOCAL
3/8BARB

0067973



TEE,BRASS 1/2BARB X 1/2BARB X ***NO LONGER AVAILABLE***
1/2BARB

0012870



UNION,3/8FLX1/2MPT 48EF 56-4134

0082447



UNION,FEMALE .5 FLARE BY .5 FEMALE PIPE THREAD

0153710



VALVE,3-WAY WITH BOX 96192 ***NO LONGER AVAILABLE***

0229883



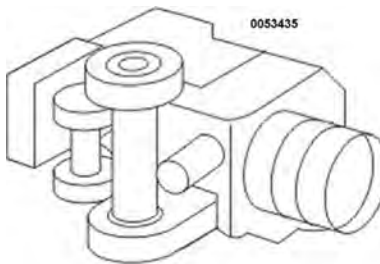
VALVE,AIR REGULATOR PRESSURE BENDIX

0051304



VALVE,GAS ATWOOD 91602 ROBERT-SHAW WITH 3/8"NPT INLET & 3/8" NPT OUTLET

0053435



VALVE,GAS ATWOOD 91605 (FOR ELECTRIC IGN WATER HEATER)

0162036



VALVE,QUICK DISCONNECT 2000 SERIES 1/4 FPT W/SHUT OFF 1/4 FPT X SOCKET 3QDB (NEED 0162033 IF USED TO SUB 0022949)

0087898



VALVE,SHUT OFF FOR NORCOLD ICEMAKER

0067968



VALVE,SHUT-OFF 1/2BARB X 1/2 ***USE 0160684*** BARB BRASS 65-7252

0067969



VALVE,SHUT-OFF 3/8BARB X 3/8 ***NO LONGER AVAILABLE*** ***CAN USE 0160684*** BARB BRASS 65-8695

Propane

0158515



WASHER,FLAT 13/16X1-1/2 ***NO
LONGER AVAILABLE*** **DEALER
CAN GET LOCAL***

0150036



WASHER,TOOTH EXT 9/16 ZINC
(SET=2)

Sealants and Adhesive

0711230



SEAL,"D" TPO/TPE BLACK 312-EKD STARCRAFT #37202096

0070927



SEAL,BULB "D" 1X3/4 SX-153 FW ***NO LONGER AVAILABLE*** SLIDE-OUT,LOWER SPORTSTER DOOR, & SUPERLIGHT TT/FW FRONT

0083703



SEAL,BULB 9/16 W/GRIP LOCK SPORTSTER FULL DOOR

0081445



SEAL,BULB 'D' 1/2X1/2 EPDM W/HEAT ACTIVATED TAPE SYSTEM FOR FRT TRUNK EGL SL TT

0502453



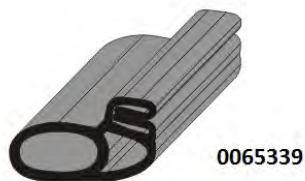
SEAL,BULB D 9/16X3/4 WHITE WITH ADHESIVE BACK

0230483



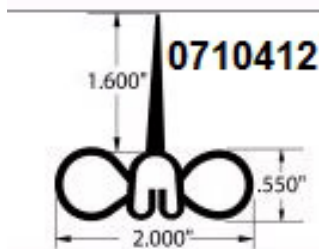
SEAL,BULB DOUBLE DOOR BAGGAGE 1.75X.7 SD-726

0065339



SEAL,BULB DOUBLE FW SLIDEOUT SD725

0710412



SEAL,BULB DOUBLE WHITE SLIDE-OUT WITH FLAP/ADHESIVE TAPE (SOLD IN 30-FOOT ROLLS)

0203894



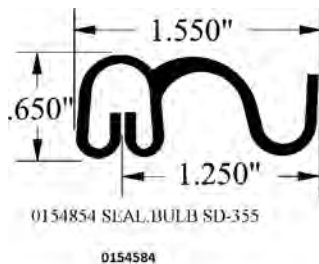
SEAL,BULB EXTERIOR 0.85X0.85 BLACK SLIDE-IN

0158514



SEAL,BULB POL-5

0154584



SEAL,BULB SD-355 FOR SL TT

0164235



SEAL,BULB UNIGRIP 40'

Sealants and Adhesive

0158199



SEAL,BUNK 1/2X1/2 D-SHAPE WITH ADHESIVE TAPE 101H2-1M

0053472



SEAL,CAP & SPOUT 16195 FOR THETFORD CASSETTE PORTA POTTI

0502857



SEAL,DOOR BAGGAGE D .5 WHITE ELIXER **USED ON UNITS PRIOR TO MARCH 2009**

0501131



SEAL,DOOR BAGGAGE KINRO FOAM ***USE 0198110/DUPLICATE*** .45X.57 213130/RM09570-1

0203159



SEAL,DOOR BED RUBBER BLACK ***REPLACED BY 0700138*** WITH ADHESIVE BACK AND 2-EARS .63X.5 X2354HTR

0067325




SEAL,DOOR BUG WIPE NEW WHITE .75X24.50 **REPLACED BY 0502416, WHICH IS GRAY**

0058252



SEAL,DOOR BUG WIPE WHITE ***USE 0067325 24.5*** .75X20.5

0087348



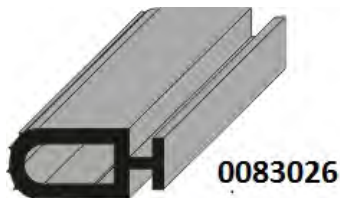
SEAL,DOOR ENTRANCE BLACK EPDM RUBBER .63X.38 PHILLIPS

0049987



SEAL,DOOR ENTRANCE RADIUS BLACK-RUBBER 3-RIBS 106034

0083505



SEAL,DOOR EPD RUBBER ***NO LONGER AVAILABLE*** FITS SPORTSTER ROOF T-MOLD **AVAILABLE ONLY IN QTY OF 2250 FEET**

0501483



SEAL,DOOR SHOWER TOP/BOTTOM CLEAR .88X20' V-35 SHOWER ENCLOSURE

0083026



SEAL,DOOR UPPER TENT CAMPER GRAY BULB (SEAL ON FRAME) (SUB B-108 BULB SEAL)

Sealants and Adhesive

0197262



SEAL,FLAP 1.5 CO-EXTRUDED WITH .63 3M TAPE

0215258



SEAL,FOAM/RUBBER D WITH DOUBLE FLANGE .5" KINRO 239421 DR08 BAGGAGE DOOR NO OUT SLAM LOCKS

0157169



SEAL,GLAZING BEAD WHITE 009-643-4343 HEHR 7900/8730/ 8756/8766 SERIES

0155728



SEAL,ROOF FRICTION FIT FOR PLASTIC HERITAGE ROOFS

0150081



0150081 SEAL,FOAM 1/2" X 3/4" 50' ROLL
-Used on Heritages at the Wheel Wells and at the LP Bottle Cover

0150081

SEAL,FOAM 1/2X3/4X50' ROLL ***NO LONGER AVAILABLE***

0500536



0500536

SEAL,GLAZE BEAD WHITE HEHR 8720 SERIES WITH LAMINATED GLASS 009-479-43

0500301



0500301

SEAL,GLAZING BEAD WHITE KINRO WINDOW FOR DOUBLE STRENGTH AND TEMPERED GLASS (RV08523-02) 2000/8500/2300 SERIES

0711024



0711024

SEAL,ROOF MOLD 2294-A

0198110



0198110

SEAL,FOAM/RUBBER .45X.57 KINRO 213130/RM09570-1 DR96-BAGGAGE DOOR(BLACK ADHESIVE BACK) X0080

0196809



0196809

SEAL,GLAZING BEAD BLACK KINRO WINDOW FOR SINGLE STRENGTH GLASS STATIONARY 2000/8500 SERIES

0067124



0067124

SEAL,INSERT KINRO BAGGAGE DOOR TAN (SOLD IN 10 FT PCS) ***NO LONGER AVAILABLE***

0150211




0150211

SEAL,ROOF UPPER (RUBBER)

Sealants and Adhesive

0067506



SEAL,RUBBER 7/8X1-3/8 FD ROOF

0159075



SEAL,RUBBER D-SHAPED W/LEG BLACK

0082868



SEAL,SATURATED 3/8X5/8 (25' ***NO LONGER AVAILABLE***

0501692



SEAL,VINYL 2000 PERIMETER WHITE WINDOW "KINRO" RV02045-02

0502074




SEAL,WDO BLK VNT 3501 HEHR

0500031



SEAL,WHITE DOOR PATIO SLIDING WEATHER STRIP/SWEEP BOTTOM RUBBER

0053541



SEAL,WHITE VINYL 51" PIECE VENT-LINE ROOF VENT

0045534



0045534

TRIM,SEAL DOOR GRAY BULB FD


Slideout

0051176



BOX,GEAR FOR SLIDEOUT FW/TT
14484 (SAME AS 17305)

0205002



CAP,CORNER SLIDE OUT WHITE
1.75X1.75X2.13 MOLD.06 PLASTIC

0184661



CAP,CORNER SLIDEOUT WHITE
1-1/2X1-1/2

0215531



CONTROL,4 MOTOR WIRELESS WITH
4-BUTTON TRANSMITTER GS-RLM-07

0065317



MOTOR,SLDT POWER HEAD 3" 34-1
19365 RH (MOTOR #19697) (((SEE ECN
S066-1 BEFORE ORDERING)))

0157376



MOTOR,SLIDEOUT 2-1/2" 16263 BAK-
ER (MOTOR ONLY FOR 0065284)

0213242



PIN,CLEVIS .31X1.50 PL

0186589



PIN,COTTER HAMMER LOCK .13X1
ZINC PLATED (SET OF 10)

0205841



ROLLER,BED BASE 1.38 DIAMETER 10"
LONG STEEL

0192491



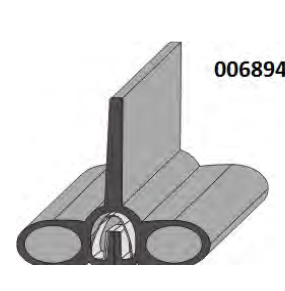
ROLLER,SLIDEOUT 1.25X6.25 M-TEC

0213995



ROLLER,SLIDEOUT 4.00X1.00 COM-
POSITE WHITE WITH MOUNTING
BRACKET, AXLE & LUBRICATING
SPANNER

0068942



SEAL,BULB DOUBLE FOR SLIDEOUTS
(30' ROLL) ED-50465

Slideout

0205025



SHAFT,6.75" WITH SPROCKET PIN AND WASHER UNWELDED FOR SLIDEOUT RAM TUBE

0209315




SWITCH,PLATE SLIDEOUT SINGLE-POLE-DOUBLE-THROW MOMENTARY WHITE 5-AMP 3-TERMINAL

0231450



SWITCH,SLIDEOUT ROCKER SINGLE BLACK 4-WIRE

0165159



TRIM,FLEX .50" WHT

0161592



TRIM,SEAL WIPE BOTTOM SLIDEOUT 2-1/2 (SOLD BY FOOT)

Tent

0067460



TRIM,J-MOLDING GRAY BOTTOM OF
FD TENT 445-30-GY-244

0181878



TRIM,J WHITE POLY TENT

Window

0086015



BALANCE,SLIDER WIN 8" VERTICAL
NO LONGER AVAILABLE **RE-
PLACED BY 0157014***

0191487



BRACKET,CURTAIN RIGHT HAND
ALMOND 6X3X1/2

0152062




BRACKET,CURTAIN ROD 8-5/8 WHITE
LH

0053565



BRACKET,MINI BLIND BOTTOM
ONLY ***REPLACED BY 0162195***
PLASTIC (SET=5)

0191486



BRACKET,CURTAIN LEFT HAND
ALMOND 6X3X1/2

0207172




BRACKET,CURTAIN RIGHTHAND
ALMOND 6.00X3.00X.50

0151851




BRACKET,CURTAIN ROD 8-5/8 WHITE
RH

0162195




BRACKET,MINI BLIND LOWER 1-1/4
(SET=2) (USE TO BE 1-3/4")

0207171



BRACKET,CURTAIN LEFTHAND AL-
MOND 6.00X3.00X.50

0162517



BRACKET,CURTAIN ROD 7" 5/32 EX-
TRUDED WHITE PLASTIC

0162196



BRACKET,MINI BLIND 2.25" LOWER
PLASTIC WHITE

0195605



BRACKET,MINI BLIND SPIDER

Window

0084062



CATCH,WINDOW EGRESS 8700

0081410



CATCH,WINDOW EGRESS FOR LATCH ON 7900,8754,4700,8799 8728 8730 SERIES

0016199



CLIP,SCREEN 4700 BOTTOM HALF MH (SET=25)

0081409



CLIP,SCREEN BOTTOM FOR 8700 SERIES EXCEPT 8730,56,66 WIN (SET=25)

0016221



CLIP,SCREEN BROWN PLASTIC J-SRS TT (SET=25)

0016210



CLIP,SCREEN PLASTIC FW/TT (FOR 4900 SERIES SQUARE CORNER WINDOWS)(VENDOR SENDS THESE IN BLACK OR WHITE)

0157321



CLIP,SCREEN SPRING 5901/5902 SERIES (SET=25)

0081408



CLIP,SCREEN TOP FOR 8700 SERIES EXCEPT 8730,56,60,66 WINDOW (SET=25)

0157292



CLIP,SCREEN TOP FOR ONLY 8760 WINDOW (SET=25)

0031626



CLIP,SCREEN TOP HALF 4700 MH (SET=25) PLASTIC

0157293



CLIP,SCREEN WINDOW 010-416 (FOR 7931,8730,8756, & 8766 SERIES METAL (SET=25)

0049455



CLIP,WINDOW SLIDER TOP 009-597 FOR 2500-SERIES WINDOW

Window

0203594



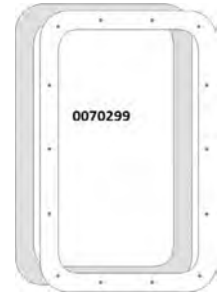
CLIP,WINDOW STORM SCREEN
DOOR WHITE WITH HARDWARE

0026417



CLIP,WINDOW STORM WHITE HEHR
(SET=10) HEHR

0070299



GARNISH,WINDOW FOR ENTRANCE
NO LONGER AVAILABLE
CAN USE 0070302 BOTH WHITE
DOOR,SET:BLACK OUTSIDE/WHITE

0157323



HANDLE,WINDOW ESCAPE TELE-
SCOP ***ORDER KIT 0500215*** PUSH
BAR FOR 8730 SERIES NO HOLES
(ORDER KIT 0500215)

0157069



HANDLE,WINDOW XL BLACK
410016081

0016216



HINGE,WINDOW RH ***REPLACED
BY 0157021***

0157021



HINGE,WINDOW VENT RIGHT 010-
210-R

0500215



KIT,WINDOW ESCAPE TELESCOPE
PUSH BAR FOR 8730/8799 SERIES
INCLUDES CATCH/HANDLE/PLASTIC
END CAP

0088094



KNOB,WINDOW BLACK MEDIUM
SHAFT .75 WITH SCREW HEHR
PLASTIC

0157345



KNOB,WINDOW BLACK MEDI-
UM SHAFT W/SCREW (TRIANGLE
SHAPED) HEHR

0053161



KNOB,WINDOW BLACK SHORT
SHAFT HEHR

0019812



KNOB,WINDOW BROWN LONG
SHAFT WITH SCREW

Window

0051116



KNOB,WINDOW BROWN MEDIUM SHAFT W/SCREW HEHR ***NO LONGER AVAILABLE WHEN STOCK HAS DEPLETED**

0157023



KNOB,WINDOW WHITE MEDIUM SHAFT W/SCREW (TRIANGLE SHAPED) HEHR

0157111



LATCH,WINDOW VENT HOLD-UP HEHR #0110-038

0211043



109-376
Black or white
BLACK=0211043

SEAL,WINDOW .50 GLAZING BLACK RUBBER HEHR SERIES 5600 & 7600

0019811



KNOB,WINDOW BROWN SHORT SHAFT W/SCREW HEHR

0157161



LATCH,WINDOW SLIDER HEHR 009-054 (PLASTIC TRIANGLE SHAPED)

0501668



LATCH,WINDOW VENT HOLD-UP HEHR #0110-361 THUMB STYLE". USED ON 5900 VERTICAL SLIDER SERIES. HEHR #0110-361

0179568



SEAL,WINDOW 1/4X5/8X35' FOAM WITH ADHESIVE BACK

0500367



KNOB,WINDOW TRI-SHAPED KINRO ***NO LONGER AVAILABLE*** **CAN USE 0502353 WHITE OR 0502354 BLACK**

0500211



LATCH,WINDOW SWEEP BLACK PLASTIC #0110-418

0047961



PULL,SHADE ROLLER PLASTIC ***NO LONGER AVAILABLE*** **DEALER CAN GET LOCAL** (COLOR MILK) VOGUE NOVELTY

0088283



SEAL,WINDOW BLACK HEHR (8730 AND 8799 ANGLE EGRESS WINDOW) T-SHAPED

Window

0017527



SEAL,WINDOW VENT TOP BLACK
HEHR 7900/8700 SERIES

0231808



TRIM,FOAM WINDOW RADIUS COR-
NER BOURBON GLAZE 5.5X5.5

0053358



WAND,MINI-BLIND 8-3/4" CW (90)
CAN USE 0081824 CLEAR 12

0239097



SPRING,SHADE 500MM LENGTH X
1.6MM HEIGHT 310G FOR RH-32-17
SLOW UP

0087804



VENT,SIDE SQUARE UPPER NW NOR

0203063



WINDOW,DOOR STORM 30X72.25
WHITE SCREEN/PLASTIC(FLEXABLE)
WITH ALUMINUM EXTRUSION
FRAME TOP AND BOTTOM

0152771



STRAP,CURTAIN 84" WITH EYELET,
NO LONGER AVAILABLE BOW
CORD LOCK, AND NYLON BUSHING
(HERITAGE FOLD DOWN)

0081824



WAND,MINI-BLIND 12" CLEAR WITH
PLASTIC HOOK ASCOT